



ESD Packaging

ESD Film packaging	274
Desiccant / humidity indicators	284
Vacuum sealers	285
Cardboard packagings	288
ESD foams	294
Accessories	296

ESD Storage and transport

ESD Transport pallets	296
ESD Big Boxes	297
ESD Folding boxes	298
KLT containers Light	299
ESD Euro containers	300
Accessories for ESD containers	306
Parting inserts and partitions / interlayers	307
Parting inserts, others	316
Vacuum-formed inserts	316
ESD Suitcases	322
ESD Small parts containers	327
SMD Small parts containers ESD	330
ESD Drawer cabinets	333
ESD cabinets	337
ESD Rack/material flow boxes	341
ESD Storage boxes / part bins	342
SMD Storage systems	345
ESD PCB holders	348
ESD PCB magazines	354
ESD Transport / shelf trolleys	358
Shelf racks	374
ESD Wheels and castors	377

ESD Film packaging

Dissipative packaging bags



Dissipative packaging material, in the long term dissipative, amine-free and heat-sealable polyethylene material, transparent, recyclable.
Standard imprint: type designation, ESD symbol and lot number.

- suitable for ESD insensitive devices within EPAs*
- devices with disposable or rechargeable batteries cannot discharge
- inexpensive

In compliance with ESD standard DIN EN 61340-5-1 ⚠

*EPA = Electrostatic Discharge Protected Area

Bags with special dimensions, gusseted bags/box covers, flat film, module pockets and customer-specific printing on request.

Dissipative packaging bags DPV-3000 / DPV-3006 ⚠



heat-sealable, dissipative, amine-free, transparent, recyclable.
Standard imprint: type designation, ESD symbol and lot number.

In compliance with ESD standard DIN EN 61340-5-1 ⚠

dpvlink 468

Article	W [mm]	L [mm]	Thickness [mm]	Pcs/box
3111.3601	100	150	0.06	2500
3111.3611	130	200	0.06	2500
3111.3621	150	225	0.06	1000
3111.3631	200	250	0.06	1000
3111.3641	250	300	0.06	500
3111.3651	300	400	0.06	500
3111.3661	400	500	0.06	500
3111.3671	500	600	0.06	500
3111.3681	400	600	0.06	500
3110.360	100	150	0.1	2500
3110.361	130	200	0.1	2500
3110.362	150	225	0.1	1000
3110.363	200	250	0.1	1000
3110.364	250	300	0.1	500
3110.365	300	400	0.1	500
3110.366	400	500	0.1	500
3110.367	500	600	0.1	700
3110.368	400	600	0.1	500



Dissipative packaging bags DPV-3000 / DPV-3006 ⚠
Zip reclosable



reclosable with zipper, dissipative, amine-free, transparent, recyclable.
Standard imprint: type designation, ESD symbol and lot number.

In compliance with ESD standard DIN EN 61340-5-1 ⚠

dpvlink 476

Article	W [mm]	L [mm]	Thickness [mm]	Pcs/box
3120.330	80	120	0.1	5000
3120.331	100	150	0.1	2500
3120.336	120	170	0.1	2500
3120.332	150	225	0.1	1000
3120.333	200	250	0.1	1000
3120.334	250	300	0.1	1000
3120.335	300	400	0.1	500
3120.3301	80	120	0.06	5000
3120.3311	100	150	0.06	5000
3120.3361	120	170	0.06	5000
3120.3321	150	225	0.06	2000
3120.3331	200	250	0.06	1000
3120.3341	250	300	0.06	1000
3120.3351	300	400	0.06	1000



Dissipative tubular film ⚠



Dissipative tubular film heat-sealable, dissipative, pink, amine-free, transparent, recyclable.
Standard imprint: type designation, ESD symbol and lot number.

In compliance with ESD standard DIN EN 61340-5-1 ⚠

dpvlink 491

Article	W [mm]	Roll length [m]	Thickness [mm]
3130.340	100	250	0.1
3130.341	130	250	0.1
3130.342	150	250	0.1
3130.343	200	250	0.1
3130.344	250	250	0.1
3130.345	300	250	0.1
3130.346	400	250	0.1
3130.347	500	250	0.1



Adhesive closure for packaging bags - Specification - SK ⚠



Specification closure solution for packaging bags DPV-3000 / DPV-3006

Upon customer's request all packaging bags DPV-3000 / DPV-3006 can be furnished with adhesive closure.

dpvlink 26740

Article	Type
3110.3.Spez.SK	Adhesive closure for packaging bags - Specification - SK for packaging bags DPV-3000/DPV-3006 Special solution upon customer's request




Minimum order quantities required

Conductive packaging bags



CARBOSTAT® packaging material made of permanently volume conductive, heat-sealable, copolymer material recyclable, black, Standard imprint: type designation, ESD symbol and lot number.

- triboelectric charges are prevented
- offers often sufficient shielding, dissipates existing charges
- not suitable for modules with batteries and rechargeable batteries

In compliance with the ESD standard DIN EN 61340-5-1 

CARBOSTAT Packaging bags



- permanently volume conductive copolymer material
- heat-sealable
- recyclable
- color: black
- standard imprint: type designation, ESD symbol and lot number

In compliance with ESD standard DIN EN 61340-5-1 ESD

dpvlink 512


Article	W [mm]	L [mm]	Thickness [mm]	Pcs/box
3210.150	100	150	0.08	5000
3210.151	130	200	0.08	2500
3210.152	150	225	0.08	2500
3210.153	200	250	0.08	1500
3210.154	250	300	0.08	1000
3210.155	300	400	0.08	1000
3210.162	350	450	0.08	1000
3210.156	400	500	0.08	500
3210.157	500	600	0.08	500



CARBOSTAT® Tubular film



- made of permanently volume conductive copolymer material
- heat-sealable
- recyclable
- color: black

In compliance with ESD standard DIN EN 61340-5-1 

dpvlink 522

Article	W [mm]	Roll length [m]	Thickness [mm]
3230.250	100	500	0.08
3230.251	130	500	0.08
3230.252	150	500	0.08
3230.253	200	500	0.08
3230.254	250	500	0.08
3230.255	300	500	0.08
3230.256	400	250	0.08
3230.257	500	250	0.08
3230.258	600	250	0.08



Special bag dimensions available on request


Metallized packaging bags

ESD shielding bag DPV-1000



DPV-1000 film bags protect electronic components from electrostatic discharge (ESD) and prevent a static charge on the bag which may damage ESD-sensitive components and modules.



- Exterior - dissipative polyester
Surface resistance $R_s = 10^{10} - 10^{11} \text{ ohm}$
- Metallization - aluminized
- Interior - amine-free polyethylene
Surface resistance $R_s = 10^{10} - 10^{11} \text{ ohm}$
- Electrostatic shielding <10nJ (Energy Test) 
- Multilayer structure, transparent
- High shielding against field induction, lowest triboelectrical charge
- Controlled dissipation of existing charges without spontaneous discharge
- Suitable for devices with disposable and rechargeable batteries
- side welded seam
- heat-sealable
- standard imprint:
 - ESD logo
 - type designation
 - recycling symbol
 - RoHS compliance
 - LOT no.

Standards:

MIL-PRF-81705D, ANSI/ESD STM 11.11, ANSI/ESD STM11.31, EIA 541, ASTM D882, ASTM D1003

dpvlink 20892

Article	W [mm]	L [mm]	Thickness [mm]	PU
D-1000.0204	51	102	0.078	100 piece
D-1000.0305	76	127	0.078	100 piece
D-1000.0404	102	102	0.078	100 piece
D-1000.0406	102	152	0.078	100 piece
D-1000.0508	127	203	0.078	100 piece
D-1000.0608	152	203	0.078	100 piece
D-1000.0610	152	254	0.078	100 piece
D-1000.0612	152	305	0.078	100 piece
D-1000.0810	203	254	0.078	100 piece
D-1000.0812	203	305	0.078	100 piece
D-1000.0816	203	406	0.078	100 piece
D-1000.1012	254	305	0.078	100 piece
D-1000.1014	254	356	0.078	100 piece
D-1000.1216	305	406	0.078	100 piece
D-1000.1218	305	457	0.078	100 piece
D-1000.1418	356	457	0.078	100 piece
D-1000.1618	406	457	0.078	100 piece
D-1000.2024	609	508	0.078	100 piece




ESD shielding bag DPV-1000 Zip, reclosable  



EPA pack

DPV-1000 film bags protect electronic components from electrostatic discharge (ESD) and prevent a static charge on the bag which may damage ESD-sensitive components and modules.



- Exterior - dissipative polyester
Surface resistance $R_s = 10^{10} - 10^{11}$ ohm
- Metallization - aluminized
- Interior - amine-free polyethylene
Surface resistance $R_s = 10^{10} - 10^{11}$ ohm
- Electrostatic shielding <10nJ (Energy Test) 
- Multilayer structure, transparent
- High shielding against field induction, lowest triboelectrical charge
- Controlled dissipation of existing charges without spontaneous discharge
- Suitable for devices with disposable and rechargeable batteries
- side welded seam
- heat-sealable
- standard imprint:
 - ESD logo
 - type designation
 - recycling symbol
 - RoHS compliance
 - LOT no.

Standards:

MIL-PRF-81705D, ANSI/ESD STM 11.11, ANSI/ESD STM11.31, EIA 541, ASTM D882, ASTM D1003


dpvlink 20910

Article	W [mm]	L [mm]	Thickness [mm]	PU
D-1000.0305.ZIP	76	127	0.078	100 piece
D-1000.0406.ZIP	102	152	0.078	100 piece
D-1000.0508.ZIP	127	203	0.078	100 piece
D-1000.0608.ZIP	152	203	0.078	100 piece
D-1000.0610.ZIP	152	254	0.078	100 piece
D-1000.0810.ZIP	203	254	0.078	100 piece
D-1000.0812.ZIP	203	305	0.078	100 piece
D-1000.1012.ZIP	254	305	0.078	100 piece
D-1000.1014.ZIP	254	356	0.078	100 piece
D-1000.1216.ZIP	305	406	0.078	100 piece
D-1000.1418.ZIP	356	457	0.078	100 piece
D-1000.1618.ZIP	406	457	0.078	100 piece



Adhesive closure for packaging bags - Specification - D-1001 SK  

EPA pack



Specification closure solution for packaging bags DPV-1000

Upon customer's request all packaging bags DPV-1000 can be furnished with adhesive closure.

dpvlink 26750

Article Type


D-1001.Spez.SK **Adhesive closure for packaging bags - Specification - D-1001 SK**
for packaging bags DPV-1000
Special solution upon customer's request

Minimum order quantities required



Tearing notches - Specification - D-1001 EK  

EPA pack



Specification closure solution for packaging bags DPV-1000

Upon customer's request all packaging bags DPV-1000 can be furnished with tearing notches.

dpvlink 26782

Article Type

D-1001.Spez.EK **Tear-off notches for packaging bags - Specification - D-1001 EK**
for packaging bags DPV-1000
Special solution upon customer's request

Minimum order quantities required



Security seal tape - Specification - D-1001 SB  

EPA pack



Specification closure solution for packaging bags DPV-1000

Upon customer's request all packaging bags DPV-1000 can be furnished with security sealing tape making an unallowed/accidental access from third parties impossible.

dpvlink 26784

Article Type

D-1001.Spez.SB **Security seal tape for packaging bags - Specification - D-1001 SB**
for packaging bags DPV-1000
Special solution upon customer's request

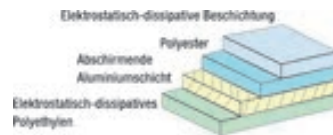
Minimum order quantities required




Static shielding bag type 1000-SCS



Metalized, transparent static shielding bags SCS 1000 type "metal in" dissipative polyester / aluminized / dissipative polyethylene, side welded seam, heat-sealable, recyclable



Standard imprint: ESD symbol, type designation, recycling symbol and lot number.

- Exterior - dissipative polyester
Surface resistance $R_s < 1 \times 10^{11}$ ohm
- Metallization - aluminized
- Interior - dissipative polyethylene
Surface resistance $R_s = 10^4 - 10^{11}$ ohm
- Electrostatic shielding $< 10nJ$ (Energy Test) 
- Multilayer structure, transparent
- **bleifrei**
- High shielding against field induction, lowest triboelectrical charge
- Controlled dissipation of existing charges without spontaneous discharge
- Suitable for devices with disposable and rechargeable batteries

Standards:

MIL-PRF-81705 Type III, EIA 541, EIA 625, MIL-HDBK-263, MIL-STD-1686, EOS/ESD Standard

dpvlink 11108



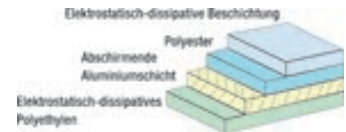
Article	W [mm]	L [mm]	Thickness [mm]	PU
3M-100.23	50	75	0,071	100 piece
3M-100.24	50	100	0,071	100 piece
3M-100.26	50	150	0,071	100 piece
3M-100.35	75	125	0,071	100 piece
3M-100.44	100	100	0,071	100 piece
3M-100.46	100	150	0,071	100 piece
3M-100.48	100	200	0,071	100 piece
3M-100.424	100	610	0,071	100 piece
3M-100.426	100	660	0,071	100 piece
3M-100.430	100	760	0,071	100 piece
3M-100.58	125	200	0,071	100 piece
3M-100.68	150	200	0,071	100 piece
3M-100.610	150	255	0,071	100 piece
3M-100.612	150	305	0,071	100 piece
3M-100.618	150	455	0,071	100 piece
3M-100.624	150	610	0,071	100 piece
3M-100.626	150	660	0,071	100 piece
3M-100.630	150	760	0,071	100 piece
3M-100.810	200	255	0,071	100 piece
3M-100.812	200	305	0,071	100 piece
3M-100.816	200	405	0,071	100 piece
3M-100.818	200	455	0,071	100 piece
3M-100.824	200	610	0,071	100 piece
3M-100.830	203	762	0,071	100 piece
3M-100.1012	255	305	0,071	100 piece
3M-100.1014	255	355	0,071	100 piece
3M-100.1016	255	405	0,071	100 piece
3M-100.1024	255	610	0,071	100 piece
3M-100.1026	255	660	0,071	100 piece
3M-100.1030	255	760	0,071	100 piece
3M-100.1115	280	380	0,071	100 piece
3M-100.1214	305	355	0,071	100 piece
3M-100.1216	305	405	0,071	100 piece

dpvlink 11108



Article	W [mm]	L [mm]	Thickness [mm]	PU
3M-100.1218	305	455	0,071	100 piece
3M-100.1224	305	610	0,071	100 piece
3M-100.1416	355	405	0,071	100 piece
3M-100.1418	355	455	0,071	100 piece
3M-100.1420	355	505	0,071	100 piece
3M-100.1518	380	455	0,071	100 piece
3M-100.1618	405	455	0,071	100 piece
3M-100.1620	405	505	0,071	100 piece
3M-100.1624	405	610	0,071	100 piece
3M-100.1818	455	455	0,071	100 piece
3M-100.1820	455	505	0,071	100 piece
3M-100.1824	455	610	0,071	100 piece
3M-100.2020	505	505	0,071	100 piece
3M-100.2024	505	610	0,071	100 piece
3M-100.2224	560	610	0,071	100 piece
3M-100.2424	610	610	0,071	100 piece
3M-100.2430	610	760	0,071	100 piece

Static shielding bag type 1000-SCS Zip, reclosable




Design like type 1000 static shielding bag, but reclosable

dpvlink 11156



Article	W [mm]	L [mm]	Thickness [mm]	PU
3M-300.35	75	125	0,071	100 piece
3M-300.44	100	100	0,071	100 piece
3M-300.46	100	150	0,071	100 piece
3M-300.424	100	610	0,071	100 piece
3M-300.58	125	200	0,071	100 piece
3M-300.68	150	200	0,071	100 piece
3M-300.610	150	155	0,071	100 piece
3M-300.624	152	609	0,071	100 piece
3M-300.630	150	760	0,071	100 piece
3M-300.810	200	255	0,071	100 piece
3M-300.812	200	305	0,071	100 piece
3M-300.1010	255	255	0,071	100 piece
3M-300.1012	255	305	0,071	100 piece
3M-300.1014	255	355	0,071	100 piece
3M-300.1024	255	610	0,071	100 piece
3M-300.1030	254	762	0,071	100 piece
3M-300.1115	280	380	0,071	100 piece
3M-300.1216	305	405	0,071	100 piece
3M-300.1218	305	455	0,071	100 piece
3M-300.1418	355	455	0,071	100 piece
3M-300.1518	380	455	0,071	100 piece
3M-300.1624	405	610	0,071	100 piece
3M-300.1818	455	455	0,071	100 piece
3M-300.1824	455	610	0,071	100 piece
3M-300.2024	510	610	0,071	100 piece
3M-300.2424	610	610	0,071	100 piece

HIGHSHIELD Shielding bags



Metallized, transparent shielding bag, aluminized, interior PERMASTAT®, permanently antistatic and amine-free polyethylene, side welded seam, heat-sealable, recyclable, standard imprint: ESD symbol, type designation, recycling symbol and lot number.

- Exterior - dissipative polyester
Surface resistance $R_S = 10^{10} - 10^{11}$ ohm
- Metallization - aluminized
- Interior - dissipative polyethylene
Surface resistance $R_S = 10^{10} - 10^{11}$ ohm
- Electrostatic shielding of < 15 nJ (Energy Test)
- Multilayer structure, transparent
- High protection against field induction, lowest triboelectrical charge
- Controlled dissipation of existing charges without spontaneous discharge
- For devices with disposable and rechargeable batteries

dpvlink 538



Article	W [mm]	L [mm]	PU
3310.HS.0305	76	127	100 piece
3310.HS.0404	102	102	100 piece
3310.HS.0406	102	152	100 piece
3310.HS.0426	102	660	100 piece
3310.HS.0508	127	203	100 piece
3310.HS.0608	152	203	100 piece
3310.HS.0610	152	254	100 piece
3310.HS.0626	152	660	100 piece
3310.HS.0810	203	254	100 piece
3310.HS.0812	203	305	100 piece
3310.HS.0816	203	406	100 piece
3310.HS.0818	203	457	100 piece
3310.HS.1012	254	305	100 piece
3310.HS.1014	254	356	100 piece
3310.HS.1026	254	660	100 piece
3310.HS.1115	279	381	100 piece
3310.HS.1212	305	305	100 piece
3310.HS.1216	305	406	100 piece
3310.HS.1218	305	457	100 piece
3310.HS.1418	356	457	100 piece
3310.HS.1618	406	457	100 piece
3310.HS.1818	457	457	100 piece
3310.HS.1820	457	508	100 piece
3310.HS.1824	457	609	100 piece
3310.HS.2024	508	609	100 piece

HIGHSHIELD Shielding bags Zip, recloseable



Design like HIGHSHIELD shielding bags, but recloseable.

dpvlink 563



Article	W [mm]	L [mm]	PU
3320.WV.0305	76	127	100 piece
3320.WV.0406	102	152	100 piece
3320.WV.0508	127	203	100 piece
3320.WV.0610	152	254	100 piece
3320.WV.0810	203	254	100 piece
3320.WV.0812	203	305	100 piece
3320.WV.1012	254	305	100 piece
3320.WV.1014	254	356	100 piece
3320.WV.1216	305	406	100 piece
3320.WV.1218	305	457	100 piece
3320.WV.1418	356	457	100 piece
3320.WV.1818	457	457	100 piece

HIGHSHIELD type A Shielding bags



- Shielding bag type Metal-In
- Exterior dissipative polyester
- Interior dissipative polyethylene
- Metallization: aluminized
- heat-sealable
- Protection against electrostatic discharge and fields
- Production date "MMYYYY" imprinted in welded seam
- Surface resistance inside and outside $R_S = 10^8 - 10^9$ ohm
- Electrostatic shielding < 25nJ (energy test) ⚠

dpvlink 19696



Article	W [mm]	L [mm]	PU
3315.HS.0305.A	76	127	100 piece
3315.HS.0404.A	102	102	100 piece
3315.HS.0406.A	102	152	100 piece
3315.HS.0508.A	127	203	100 piece
3315.HS.0608.A	152	203	100 piece
3315.HS.0610.A	152	254	100 piece
3315.HS.0626.A	152	660	100 piece
3315.HS.0810.A	203	254	100 piece
3315.HS.0812.A	203	305	100 piece
3315.HS.0816.A	203	406	100 piece
3315.HS.0818.A	203	457	100 piece
3315.HS.1012.A	254	305	100 piece
3315.HS.1014.A	254	356	100 piece
3315.HS.1026.A	254	660	100 piece
3315.HS.1115.A	279	381	100 piece
3315.HS.1212.A	305	305	100 piece
3315.HS.1216.A	305	406	100 piece
3315.HS.1218.A	305	457	100 piece
3315.HS.1418.A	356	457	100 piece
3315.HS.1618.A	406	457	100 piece
3315.HS.1818.A	457	457	100 piece
3315.HS.1820.A	457	508	100 piece
3315.HS.1824.A	457	609	100 piece
3315.HS.2024.A	508	609	100 piece

HIGHSHIELD Type A Zip, reclosable



Design like HIGHSHIELD type A shielding bags, but recloseable.

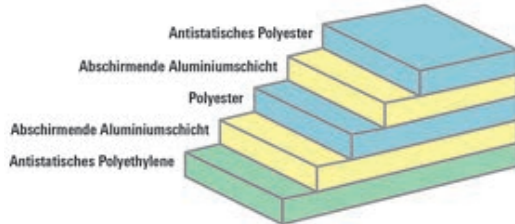
dpvlink 19778




Article	W [mm]	L [mm]	PU
3325.WV.0305.A	76	127	100 piece
3325.WV.0406.A	102	152	100 piece
3325.WV.0508.A	127	203	100 piece
3325.WV.0610.A	152	254	100 piece
3325.WV.0810.A	203	254	100 piece
3325.WV.0812.A	203	305	100 piece
3325.WV.1012.A	254	305	100 piece
3325.WV.1014.A	254	356	100 piece
3325.WV.1216.A	305	406	100 piece
3325.WV.1218.A	305	457	100 piece
3325.WV.1418.A	356	457	100 piece
3325.WV.1818.A	457	457	100 piece

DRY-SHIELD Protective bags

DRY-Shield Protective bag DPV-2000



Water-impermeable, metallized bag with special multilayer of dissipative polyethylene and polyester as well as metallized polyester film. It offers an excellent protection against moisture and electrostatic charge.

- shielding bag with protection against moisture
- electrostatic shielding < 15 nJ (Energy Test) 
- in compliance with MIL-PRF-81705 and ANSI/ ESD STM11.31
- protection against moisture by multilayer of dissipative polyethylene
- metallized polyester film
- vacuumable
- heat-sealable
- standard imprint: ESD warning symbol, moisture symbol, type designation, recycling symbol, lot number, RoHS logo

dpvlink 24317


Article	W [mm]	L [mm]	PU
D-2000.0305	76	127	100 piece
D-2000.0406	102	152	100 piece
D-2000.0608	152	203	100 piece
D-2000.0610	152	254	100 piece
D-2000.0810	203	254	100 piece
D-2000.0812	203	305	100 piece
D-2000.1012	254	305	100 piece
D-2000.1026	254	660	100 piece
D-2000.1212	305	305	100 piece
D-2000.1218	305	457	100 piece
D-2000.1618	406	457	100 piece
D-2000.1626	406	660	100 piece
D-2000.1818	457	457	100 piece
D-2000.1824	457	609	100 piece



DRY-SHIELD ESD/EMI Protective bags



ESD/EMI protective bag, non-transparent, water-impermeable, aluminized moisture barrier bag, offers an excellent protection against moisture as well as static charge due to a special multilayer made of antistatic polyolefin and metallized polyester film.

- Shielding bag with protection against moisture
- Complies with MIL-B81705 type 1 class 1
- Electrostatic shielding < 10 nJ (Energy Test) 
- EMI shielding > 40 db
- Protection against moisture due to a multilayer made of a dissipative polyolefin film and a metallized polyester film
- Heat-sealable, useable for vacuum packaging
- Standard imprint: ESD symbol, humidity symbol, type designation, recycling symbol, lot number.

dpvlink 597


Article	W [mm]	L [mm]	PU
3710.DR.0426	102	660	100 piece
3710.DR.0626	152	660	100 piece
3710.DR.0810	203	254	100 piece
3710.DR.1020	254	508	100 piece
3710.DR.1026	254	660	100 piece
3710.DR.1626	406	660	100 piece
3710.DR.1818	457	457	100 piece



DRY-SHIELD-JEDEC Protective bags



JEDEC protective bag, non-transparent, water-impermeable, aluminized moisture barrier bag, offers an excellent protection against moisture as well as static charge due to a special multilayer made of nylon, polyethylene and aluminium.

- Shielding bag with protection against moisture
- Complies with JEDEC-STD-033 C
- Electrostatic shielding < 10 nJ (Energy Test) 
- EMI shielding > 40 db
- Defined water vapor permeability due to a multilayer made of a nylon, polyethylene and aluminium
- Heat-sealable, useable for vacuum packaging
- Standard imprint: ESD symbol, humidity symbol, type designation, recycling symbol, lot number.
- In compliance with ESD standard DIN EN 61340-5-1

dpvlink 10222

Article	W [mm]	L [mm]	PU
3710.DR150.0426	102	660	100 piece
3710.DR150.0626	152	660	100 piece
3710.DR150.1026	254	660	100 piece
3710.DR150.1626	406	660	100 piece
3710.DR150.1818	457	457	100 piece



DRY-SHIELD Type A shielding bag



Shielding bags with moisture barrier

- defined water vapor permeability due to multilayer of dissipative polyester film, aluminization and dissipative polyethylene film
- Complies with MIL-B81705 type 1 class 1
- Electrostatic shielding < 15 nJ (energy test) ⚠
- EMI - shielding > 40 db
- heat-sealable, vacuumable
- Standard print: ESD warning symbol, humidity symbol, type designation, recycling symbol, production date in welded seam

dpvlink 19791

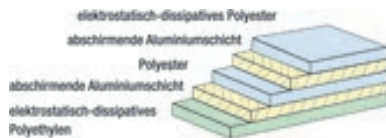


Article	W [mm]	L [mm]	PU
3715.DR.0426.A	102	660	100 piece
3715.DR.0610.A	152	254	100 piece
3715.DR.0626.A	152	660	100 piece
3715.DR.0810.A	203	254	100 piece
3715.DR.1020.A	254	508	100 piece
3715.DR.1026.A	254	660	100 piece
3715.DR.1626.A	406	660	100 piece
3715.DR.1818.A	457	457	100 piece

DRY-SHIELD 2000 Protective bags



Anwendungsbispiel / Application example



Water-impermeable, metallized barrier bag, offers an excellent protection against moisture and static charge by a special multilayer of dissipative polyethylene and polyester as well as metallized polyester film

- fulfills ESD S541, MIL-PRF-81705, EIA583, EIA 625 and ANSI/ESD S20. 20.
- Shielding bags with protection against moisture
- Electrostatic shielding < 10 nJ (Energy Test) ⚠
- EMI shielding 45 db
- Protection against moisture by multilayer of dissipative polyethylene and metallized polyester film
- Heat-sealable, useable for vacuum packaging
- RoHS compliant and **bleifrei**
- Standard imprint: ESD warning symbol, moisture symbol, type designation, lot number.

Other dimensions and designs with zipper/reclosable available on request

Standards:

MIL-PRF-81705 type 1, EIA 583, EIA 541, EIA 625 and EOS/ESD standards

dpvlink 11318



Article	W [mm]	L [mm]	PU
3M-700.35	76	127	100 piece
3M-700.46	102	152	100 piece
3M-700.424	102	609	100 piece
3M-700.68	152	203	100 piece

dpvlink 11318



Article	W [mm]	L [mm]	PU
3M-700.610	152	254	100 piece
3M-700.624	152	609	100 piece
3M-700.630	152	762	100 piece
3M-700.810	203	254	100 piece
3M-700.812	203	305	100 piece
3M-700.1012	254	305	100 piece
3M-700.1020	254	508	100 piece
3M-700.1024	254	609	100 piece
3M-700.1030	254	762	100 piece
3M-700.1212	305	305	100 piece
3M-700.1218	305	457	100 piece
3M-700.1430	356	762	100 piece
3M-700.1618	406	457	100 piece
3M-700.1818	457	457	100 piece
3M-700.1824	457	609	100 piece

Further 3M Dri-Shield shielding bags 2500, 2700, 3000, 3200 and 3400 available on request

Dessicant / humidity indicators

Dessicants for insertion in protective and packaging bags bind moisture reliably. Dessicants are important in some areas and contribute to the durability of a product avoiding corrosion and any undesirable surface changes.

Desiccant Tyvek® plastic bags

Dessicants in antistatic Tyvek® bags of natural clay offering a high absorption capacity at a relative humidity of 40%.

In compliance with DIN 55473: dustproof - for highly sensitive products



dpvlink 15353



Article	Weight [g]	W [mm]	L [mm]	PU
3775.TA.2/1-0200	71	95	140	200
3775.TA.1/1-0300	36	70	140	300
3775.TA.1/2-0600	18	110	70	600
3775.TA.1/3-1000	12	70	95	1000
3775.TA.1/6-2000	6	40	95	2000

ESD desiccant plastic bag



Due to a very high adsorption capacity at higher relative humidity (more than 50%), ESD desiccants offer a reliable protection in the smallest packagings.

In compliance with DIN 55473: dustproof - for highly sensitive products

In compliance with ESD standard DIN EN 61340-5-1 ⚠



dpvlink 22932



Article	Weight [g]	W [mm]	L [mm]	PU
3775.VA-ESD.1/1-400	36	70	140	400
3775.VA-ESD.1/3-800	12	70	100	800
3775.VA-ESD.2/1-240	72	70	150	240

Moisture indicators EPApack® cobalt-free

Cobalt-free moisture indicators indicate the climate or the humidity level inside a packaging in connection with desiccants.

- cobalt-free
- in metal tin
- packed in bags each with 25 pieces
- language EN

In compliance with IPC/JEDEC J-STD-033



dpvlink 25069

Article	Measuring range (relative humidity)	W [mm]	L [mm]	PU
D-3925.0560.CF	5%, 10%, 60%	50	80	125 piece
D-3925.1060.CF	10%, 20%, 30%, 40%, 50%, 60%	38	110	200 piece



Moisture indicators EPApack®

Moisture indicators indicate the climate or the humidity level inside a packaging in connection with desiccants.

- in metal tin
- packed in bags each with 25 pieces
- language EN

In compliance with IPC/JEDEC J-STD-033

dpvlink 24706

Article	Measuring range (relative humidity)	W [mm]	L [mm]	PU
D-3910.0515	5%, 10%, 15%	38	65	125 piece
D-3910.0560	5%, 10%, 60%	50	80	125 piece
D-3910.1040	10%, 20%, 30%, 40%	38	80	100 piece
D-3910.1060	10%, 20%, 30%, 40%, 50%, 60%	38	110	200 piece
D-3910.3050	30%, 40%, 50%	38	65	125 piece



Center-folded film

Dissipative center-folded film



Dissipative center-folded film dissipative, pink, amine-free, recyclable

In compliance with ESD standard DIN EN 61340-5-1 

dpvlink 500


Article	W [mm]	Roll length [m]	Thickness [mm]
3135.15.0910	910/910	250	0.15



Dissipative flat film



Dissipative flat film dissipative, pink, amine-free, recyclable

In compliance with ESD standard DIN EN 61340-5-1 

dpvlink 10192


Article	W [mm]	Roll length [m]	Thickness [mm]
3140.1200.040	1200	500	0.04



IDP-STAT® Center-folded film



IDP-STAT® center-folded film permanently dissipative film; heat-sealable, recyclable, orange; standard imprint: type designation, ESD symbol, recycling symbol

In compliance with ESD standard DIN EN 61340-5-1 

dpvlink 10220

Article	W [mm]	Roll length [m]	Thickness [mm]
3035.90.0910.IDP	910/910	250	0.09



ESD Gusseted bags / covers



Dissipative gusseted bags / covers

- pink
- amine-free
- recyclable
- RoHs compliant



In compliance with ESD standard DIN EN 61340-5-1 

dpvlink 13869

Article	W [mm]	L [mm]	H [mm]	PU	Thickness [mm]
3110.629.25	400	600	700	25 piece	0.05
3110.629.250	400	600	700	250 piece	0.05
3110.630.500	340	440	500	500 piece	0.05
3110.635.0900	850	1250	900	40 piece	0.15
3110.635.1850	850	1250	1850	40 piece	0.15



Air bubble bags

Dissipative air bubble bags - three-layer - 



Dissipative air bubble bag, dissipative, pink, amine-free, recyclable polyethylene, of approx. 35% PIR material.

Three-layer film structure, exterior and interior smooth, heat-sealable, with 50 mm flap

In compliance with ESD standard DIN EN 61340-5-1 

dpvlink 506


Article	W [mm]	L [mm]	Pcs/box
3151.360	100	150	500
3151.361	130	200	250
3151.362	150	225	250
3151.363	200	250	250
3151.364	250	300	250
3151.365	300	400	250



customer-specific dimensions with and without flap available on request

HIGHSHIELD Air bubble bags 



- Three-layer film structure
- Exterior- HIGHSHIELD® film, smooth
Surface resistance $R_s = 10^{10} - 10^{11}$ ohm
- Interior - PERMASTAT® film, smooth
Surface resistance $R_s = 10^{10} - 10^{11}$ ohm
- Recyclable
- without imprint
- Electrostatic shielding < 15 nJ (Energy Test) 

Standard sizes with a 50 mm flap

dpvlink 608

Article	W [mm]	L [mm]	Pcs/box
3351.0406	100	150	500
3351.0508	130	200	250
3351.0609	150	225	250
3351.0810	200	250	250
3351.1012	250	300	250



Customer-specific dimensions with our without flap available on request

Air bubble film

Dissipative air bubble film - three-layer - 



Dreilagig

Dissipative air bubble film (without imprint), dissipative, pink, amine-free, recyclable polyethylene. Three-layer film structure, outside and inside smooth

In compliance with ESD standard DIN EN 61340-5-1 

dpvlink 502

Article	W [mm]	Roll length [m]	m ² /roll
3150.383	300	100	30
3150.383.P550	350	100*	35
3150.380	400	100	40
3150.381	600	100	60
3150.382	1200	100	120



- * Art. 3150.383.P550 with perforations every 550 mm -

Dissipative air bubble film - two-layer - 



Zweilagig

Dissipative air bubble film (without imprint), dissipative, pink, amine-free, recyclable polyethylene. Two-layer film structure, inside smooth

In compliance with ESD standard DIN EN 61340-5-1 

dpvlink 14292


Article	W [mm]	Roll length [m]	m ² /roll
3150.2L.300	300	100	30
3150.2L.400	400	100	40
3150.2L.600	600	100	60
3150.2L.1200	1200	100	120



Dissipative interlayers - three-layered - 



- Dissipative interlayers (without imprint)
- rose
- recyclable
- Three-layered film structure
- heat-sealable

In compliance with the ESD standard DIN EN 61340-5-1 

dpvlink 17472

Article	W [mm]	L [mm]
3152.350.250	250	350
3152.550.350	350	550




Conductive air bubble film -three layers- 



Conductive air bubble film (without imprint)

- permanently conductive volume copolymer film
- three-layer, inside and outside smooth
- recyclable
- heat-sealable
- color: black
- available in two qualities: film thickness 100my and 160my

In compliance with ESD standard DIN EN 61340-5-1 

Q100 version: film thickness 100 my (standard)

bubble height = 4 mm / bubble diameter = 10 mm

dpvlink 532

Article	W [mm]	Roll length [m]	Thickness [mm]	m ² /roll
3250.370-Q100	300	100	0.1	30
3250.371-Q100	400	100	0.1	40
3250.372-Q100	600	100	0.1	60
3250.373-Q100	1200	100	0.1	120



Q160 version: film thickness 160 my

bubble height = 4 mm

bubble diameter = 10 mm

dpvlink 17780

Article	W [mm]	Roll length [m]	Thickness [mm]	m ² /roll
3250.370-Q160	300	100	0.16	30
3250.371-Q160	400	100	0.16	40
3250.372-Q160	600	100	0.16	60
3250.373-Q160	1200	100	0.16	120



Conductive air bubble interlayers -three layers- 



- permanently volume conductive copolymer film
- three-layered
- inside and outside smooth
- recyclable
- color: black

In compliance with the ESD standard DIN EN 61340-5-1 

dpvlink 17475

Article	W [mm]	L [mm]	Thickness [mm]
3252.Q100.350x250	250	350	0.1
3252.Q100.550x350	350	550	0.1
3252.Q160.350x250	250	350	0.16
3252.Q160.550x350	350	550	0.16




- Cuttings available on request -

HIGHSHIELD Air bubble film 



three-layer film structure, shielding

- Exterior- HIGHSHIELD® film, smooth
Surface resistance $R_s = 10^{10} - 10^{11} \text{ ohm}$
- Interior - PERMASTAT® film, smooth
Surface resistance of $R_s = 10^{10} - 10^{11} \text{ ohm}$
- Heat-sealable
- Recyclable
- Electrostatic shielding < 15 nJ (Energy Test) 

dpvlink 603

Article	W [mm]	Roll length [m]	m ² /roll
3350.392	300	100	30
3350.393	400	100	40
3350.394	600	100	60
3350.395	1200	100	120



Special dimensions, packaging bags, cuttings, 2-layered air bubble film available on request

PE Foam film

PE Foam film, antistatic



Water-impermeable, antistatic PE foam film, suitable as cover, envelope, separate or intermediate layer, optimal cushioning effect, easily workable, accurate adaption to the product, protects from scratching and contamination by dust, recyclable. Color: pink.



In compliance with the ESD standard DIN EN 61340-5-1

dpvlink 9504

Article	W [mm]	Roll length [m]	Thickness [mm]	m ² /roll
4561.15.600	600	150	1.5	90
4561.15.1200	1200	150	1.5	180



- Further thicknesses, perforations, cuttings, bags and covers available on request -

Stretch film

Stretch film



- amine-free polyolefin
- permanently dissipative
- recyclable
- color: pink
- core diameter: 76 mm

In compliance with ESD standard DIN EN 61340-5-1

dpvlink 454

Article	W [mm]	Roll length [m]	Thickness [mm]
3170.0250	500	250	0.023
3170.0300	500	300	0.025
3170.1560	500	1560	0.025



Manual dispenser for stretch film



- **Standard:** variably adjustable to a film width of 420, 450 or 500 mm, suitable for films with internal core diameter of 38, 50 and 76 mm
- **Premium:** variably adjustable to a film width of 300, 400, 420, 450 or 500 mm, suitable for films with an internal core diameter of 38, 50 and 76 mm
- steplessly adjustable brake resistance of the dispenser for optimal handling
- weight: 1.7 kg

dpvlink 17709

Article	Ausführung
3170.HA-Standard	Ball bearing
3170.HA-Premium	Multiple ball bearing



Desiccant / humidity indicators

Desiccants for insertion in protective and packaging bags bind moisture reliably. Desiccants are important in some areas and contribute to the durability of a product avoiding corrosion and any undesirable surface changes.

Desiccant Tyvek® plastic bags

Desiccants in antistatic Tyvek® bags of natural clay offering a high absorption capacity at a relative humidity of 40%.

In compliance with DIN 55473: dustproof - for highly sensitive products



dpvlink 15353

Article	Weight [g]	W [mm]	L [mm]	PU
3775.TA.2/1-0200	71	95	140	200
3775.TA.1/1-0300	36	70	140	300
3775.TA.1/2-0600	18	110	70	600
3775.TA.1/3-1000	12	70	95	1000
3775.TA.1/6-2000	6	40	95	2000



ESD desiccant plastic bag



Due to a very high adsorption capacity at higher relative humidity (more than 50%), ESD desiccants offer a reliable protection in the smallest packagings.

In compliance with DIN 55473: dustproof - for highly sensitive products

In compliance with ESD standard DIN EN 61340-5-1



dpvlink 22932

Article	Weight [g]	W [mm]	L [mm]	PU
3775.VA-ESD.1/1-400	36	70	140	400
3775.VA-ESD.1/3-800	12	70	100	800
3775.VA-ESD.2/1-240	72	70	150	240



Moisture indicators EPAPack® cobalt-free



Cobalt-free moisture indicators indicate the climate or the humidity level inside a packaging in connection with desiccants.

- cobalt-free
- in metal tin
- packed in bags each with 25 pieces
- language EN

In compliance with IPC/JEDEC J-STD-033



dpmlink 25069

Article	Measuring range (relative humidity) W [mm]	L [mm]	PU
D-3925.0560.CF	5%, 10%, 60%	50 80	125 piece
D-3925.1060.CF	10%, 20%, 30%, 40%, 50%, 60%	38 110	200 piece



Moisture indicators EPAPack®



Moisture indicators indicate the climate or the humidity level inside a packaging in connection with desiccants.

- in metal tin
- packed in bags each with 25 pieces
- language EN

In compliance with IPC/JEDEC J-STD-033

dpmlink 24706

Article	Measuring range (relative humidity) W [mm]	L [mm]	PU
D-3910.0515	5%, 10%, 15%	38 65	125 piece
D-3910.0560	5%, 10%, 60%	50 80	125 piece
D-3910.1040	10%, 20%, 30%, 40%	38 80	100 piece
D-3910.1060	10%, 20%, 30%, 40%, 50%, 60%	38 110	200 piece
D-3910.3050	30%, 40%, 50%	38 65	125 piece



Vacuum sealers

Vacuum packaging machine

Benefit from the advantages of the vacuum packaging machines with gas flushing. Since no complete chamber has to be gassed or emptied, the operation is quickly completed with lower gas consumption.


- quick operation
- lower gas consumption
- no restriction of the bag length
- high-quality stainless steel housing
- compact table-top device



Typ VS450M-D / VS450E-D

Features:

- double sealing (up/down)
- vacuum pump
- gas flushing time-controlled
- sensor- or time-controlled vacuum generation
- digital LCD vacuum display
- 5 programs can be saved



Typ VS800E-D

Technical data:

Device	VS450M-D	VS450E-D	VS600E-D	VS800E-D
Weight	28 kg	30 kg	32 kg	39 kg
Dimensions	641 x 380 x 269 mm	354 x 506 x 263 mm	700 x 460 x 260 mm	735 x 846 x 276 mm
Sealing bar length	450 mm	450 mm	600 mm	800 mm
Sealing bar width	10 mm	10 mm	10 mm	5 mm
max. bag width	400 mm	400 mm	590 mm	790 mm
Vacuum pump	Vacuum pump	Ejector vacuum pump	Ejector vacuum pump	Ejector vacuum pump
Air pressure	movement motorized	approx. 6.5 bar	approx. 6.5 bar	approx. 6.5 bar

dpmlink 21666

Article	Type
3420.450.M	Vacuum packaging machine type VS450E-D with vacuum pump (ejector vacuum pump optionally available)
3420.450.E	Vacuum packaging machine type VS450E-D with ejector vacuum pump
3420.600.E	Vacuum packaging machine type VS600E-D with ejector vacuum pump
3420.800.E	Vacuum packaging machine type VS800E-D with ejector vacuum pump



Vacuum packaging machines - table models



The **ESD models VACUBOY** and **PLUSVAC 20** are ideal for the safe vacuum packaging of highly sensitive electronic components. Compact table chamber models enable a reliable vacuum procedure without complex assembly. In combination with the **Comfort control board** high-performance vacuum pumps ensure a quick processing.



VACUBOY

- Made in Germany
- high-quality stainless steel housing
- chamber model
- high-performance vacuum pump
- vacuum stop button
- electronic Comfort control board
- insert plates for height adjustment
- convex acrylic glass lid
- with large LED display, also readable from the distance



PLUSVAC 20

- **ESD version**
- stainless steel housing
- dissipative feet
- dissipative insert plates
- dissipative lid

Technical data

Model	VACUBOY ESD	PLUSVAC 20 ESD
Chamber size W x L x H	360 x 380 x 140 mm	430 x 505 x 175 mm
Sealing length	350 mm	1 x 405 mm optionally 2nd sealing bar
Sealing jaw	front back optionally with 2nd sealing bar	front back optionally with 2nd se- aling bar
Pump	10 cbm/h	21 cbm/h
Power supply	230 V / 1 Ph+N+PE/50 Hz	400 V / 3 Ph+N+PE/50 Hz
Power	0.7 kW	1.1 kW
Max. bag size	350 x 400 mm	400 x 500 mm
External dimensions W x D x H closed lid	400 x 500 x 360 mm	480 x 655 x 385 mm
Height open lid	760 mm	920 mm
Weight	44 kg	62 kg

Options

- Perfect control board
- Gas flushing
- Cut-off and sealing
- Air pressure supported sealing
- Switch off sealing bar
- Additional sealing bar
- Bigger vacuum pump

Perfect control board

Sensor-control electronics ensure a constant vacuum. Vacuum and sealing times are adjustable. Up to 10 application programs are possible.



dpvlink 22104



Article	Type
3430.100	VACUBOY ESD Vacuum packaging machine Table model with Comfort control board Chamber size 360 x 380 x 140 mm Sealing length 350 mm

Optionen

3430.150	Program control board Perfect constant vacuum for VACUBOY
3430.151	Gas flushing for VACUBOY
3430.152	Cut-off sealing Cut-off and sealing with time setting for VACUBOY
3430.153	Reinforced transformer for VACUBOY

Vacuum packaging machine - table model PLUSVAC 20



dpvlink 22148



Article	Type
3430.201	PLUSVAC 20 ESD vacuum packaging machine 400 Volt Table model with Comfort control board Chamber size 430 x 505 x 175 mm Sealing length 405 mm

Optionen


3430.250	Program control board Perfect constant vacuum for PLUSVAC 20
3430.251	Gas flushing for PLUSVAC 20
3430.252	Cut-off sealing Cut-off and sealing with time setting for PLUSVAC 20
3430.253	Reinforced transformer for PLUSVAC 20
3430.254	Air pressure Air pressure supported sealing for thicker bags for PLUSVAC 20
3430.255	2nd sealing bar for PLUSVAC 20 sealing bar in the back

Vacuum packaging machines - floor models

The **ESD floor models PLUSVAC 21** and **PLUSVAC24** are ideal for the safe vacuum packaging of highly sensitive electronic components. You play it safe using ESD film bags e.g. DPV-100. Robust and compact floor models are suitable for any application. In combination with the **Comfort control board** high-performance vacuum pumps ensure a quick processing.



- Made in Germany
- chamber model
- high-quality stainless steel housing
- high-performance vacuum pump
- vacuum stop button
- electronic Comfort control board
- insert plates for height adjustment
- convex acrylic glass lid
- with large LED display, also readable from the distance

- **ESD version** 
 - stainless steel housing
 - dissipative feet
 - dissipative insert plates
 - dissipative lid

Technical data

Model	PLUSVAC 21 ESD	PLUSVAC 24 ESD
Chamber size W x L x H	430 x 505 x 175 mm	640 x 480 x 200 mm
Sealing length	1 x 405 mm (2 x 405 mm / 2nd optional sealing bar)	2 x 455 mm
Sealing jaws	in front back optionally with 2nd sealing bar	right and left
Pump	21 (40 / 40 / 60) cbm/h	40 (40 / 60) cbm/h
Power supply	400 V / 3 Ph+N+PE/50 Hz	400 V / 3 Ph+N+PE/50 Hz
Power	1.1 (1.5 / 1.9) kW	1.5 (1.5 / 1.9) kW
Max. bag size	400 x 500 mm	450 x 600 mm
External dimensions W x D x H closed lid	480 x 655 x 975 mm	710 x 665 x 1,010 mm
Height open lid	1550 mm	1500mm
Weight	65 (95 / 97) kg	115 (115 / 117) kg

Options

- Perfect control board
- Gas flushing
- Cut-off and sealing
- Air pressure supported sealing
- Switch off sealing bar
- Additional sealing bar
- Bigger vacuum pump

Perfect control board

Sensor-control electronics ensure a constant vacuum. Vacuum and sealing times are adjustable. Up to 10 application programs are possible.



dpvlink 22106



Article	Type
3430.300	PLUSVAC 21 ESD Vacuum packaging machine Floor model with Comfort control board Chamber size 430 x 505 x 175 mm Sealing length 405 mm
Optionen	
3430.350	Program control board Perfect PLUSVAC 21 constant vacuum for PLUSVAC 21
3430.351	Gas flushing for PLUSVAC 21
3430.352	Cut-off sealing PLUSVAC 21 Cut-off and sealing with time setting for PLUSVAC 21
3430.353	Reinforced transformer for PLUSVAC 21 for PLUSVAC 21
3430.354	Air pressure PLUSVAC 21 Air pressure supported sealing for thicker bags for PLUSVAC 21
3430.355	2nd sealing bar for PLUSVAC 21 not possible in combination with gas flushing sealing bar in the back
3430.356	40 cbm/h pump for PLUSVAC 21
3430.357	60 cbm/h pump for PLUSVAC 21

Vacuum packaging machine - floor model PLUSVAC 24

dpvlink 22160



Article	Type
3430.400	PLUSVAC 24 ESD Vacuum packaging machine Floor model with Comfort control board Chamber size 640 x 480 x 200 mm Sealing length 2 x 455 mm
Optionen	
3430.450	Program control board Perfect constant vacuum for PLUSVAC 24
3430.451	Gas flushing for PLUSVAC 24
3430.452	Cut-off sealing Cut-off and sealing with time setting for PLUSVAC 24
3430.454	Air pressure PLUSVAC 24 Air pressure supported sealing for thicker bags for PLUSVAC 24
3430.457	60 cbm/h pump for PLUSVAC 24

ESD shipping boxes

CORTRONIC® Shipping boxes standard



CORTRONIC® shipping boxes **standard**, with high shielding, color: blue, with ESD imprint, long-lasting color fastness

- Typical surface resistance interior / exterior $R_s = 10^7 - 10^8$ ohm ESD
- Electrostatic shielding 10 nJ (Energy Bag Test)

For suitable foam inserts see **dpvlink 641**

dpvlink 626

Article	Dimensions inside LxWxH [mm]	Foam
COR-01.TVS	40 x 40 x 15	PU foam for pin insertion / napped foam EL black
COR-02.TVS	62 x 62 x 25	PU foam for pin insertion / napped foam EL black
COR-05.TVS	100 x 55 x 25	
COR-10.TVS	183 x 127 x 38	
COR-15.TVS	178 x 127 x 64	
COR-20.TVS	190 x 135 x 40	
COR-30.TVS	250 x 191 x 38	
COR-40.TVS	250 x 191 x 64	
COR-45.TVS	250 x 191 x 110	
COR-50.TVS	267 x 216 x 64	
COR-55.TVS	300 x 300 x 100	
COR-56.TVS	340 x 300 x 100	
COR-57.TVS	380 x 280 x 60	
COR-58.TVS	380 x 250 x 120	
COR-60.TVS	420 x 220 x 40	
COR-65.TVS	420 x 220 x 65	
COR-70.TVS	480 x 350 x 64	

Shipping boxes - customer-specific - available on request

Inserts for shipping boxes




Fixing strips, dissipative, integrated in matching shipping box

dpvlink 13188

Article	L [mm]	W [mm]	Thickness [mm]
COR-10.FL	127	20	20
COR-30.FL	191	20	20

PU Foam for shipping boxes



PU foam, electrostatically dissipative, open-cell, soft design. Color: pink

Suitable as:

- insert for shipping boxes

In compliance with ESD standard DIN EN 61340-5-1

Available with napped foam profile 1:1 or smooth foam.

dpvlink 641

Article	L [mm]	W [mm]	Thickness [mm]	Version
4920.1.10	100	55	10	napped profile 1:1
4903.0.15	178	127	15	smooth
4903.1.15	178	127	15	napped profile 1:1
4903.1.20	178	127	20	napped profile 1:1
4903.0.20	178	127	20	smooth
4921.1.20	190	135	20	napped profile 1:1
4904.1.20	250	191	20	napped profile 1:1
4904.0.15	250	191	15	smooth
4904.0.20	250	191	20	smooth
4906.0.20	267	216	20	smooth
4906.1.30	267	216	30	napped profile 1:1
4922.1.20	300	300	20	napped profile 1:1
4914.1.20	330	180	20	napped profile 1:1
4923.1.20	380	280	20	napped profile 1:1
4915.1.20	380	320	20	napped profile 1:1
4916.1.20	393	300	20	napped profile 1:1
4911.0.20	400	300	20	smooth
4911.1.30	400	300	30	napped profile 1:1
4910.0.15	420	220	15	smooth
4910.1.20	420	220	20	napped profile 1:1
4918.1.20	490	460	20	napped profile 1:1
4935.1.20	550	350	20	napped profile 1:1
4935.1.20.SK	550	350	20	napped profile 1:1, self-adhesive

Special thicknesses/cuttings, stamped parts, plates and rolls available on request

PU Gridded foam for shipping boxes



Gridded foam, dissipative, pre-cut grid 15/15 mm


dpvlink 15724

Article	L [mm]	W [mm]	Thickness [mm]
4903.0.20.R15	178	127	20
4904.0.20.R15	250	191	20

Special thicknesses/cuttings, plates available on request

CORTRONIC Flatpac insert for shipping boxes



CORTRONIC Flatpac inserts for shipping boxes standard, color: blue with stretch film, transparent, dissipative 

- no foam inserts required

dpvlink 5933

Article	Dimensions inside LxWxH [mm]
---------	------------------------------




CORTRONIC Flatpac insert for shipping boxes

COR-10.DFP	183 x 127 x 38
COR-15.DFP	178 x 127 x 64
COR-20.DFP	190 x 135 x 40
COR-30.DFP	250 x 191 x 38
COR-40.DFP	250 x 191 x 64
COR-45.DFP	250 x 191 x 110
COR-50.DFP	267 x 216 x 64
COR-55.DFP	300 x 300 x 100
COR-57.DFP	380 x 280 x 60

CORTRONIC® Shipping boxes Cor-Pack



CORTRONIC shipping boxes **Cor-Pack** with high shielding color: blue, with ESD imprint, long-lasting color fastness **incl. 20 mm profile foam pink/dissipative**

- Interior/exterior: $R_s = 10^7 - 10^8 \text{ ohm}$ 
- Electrostatic shielding 10 nJ (Energy Bag Test)

dpvlink 5780

Article	Dimensions inside LxWxH [mm]
---------	------------------------------



CORTRONIC® Shipping boxes Cor-Pack

COR-05.TCP	150 x 115 x 40
COR-10.TCP	220 x 140 x 50
COR-20.TCP	280 x 140 x 100

Shipping boxes - customer-specific - available on request

All shipping boxes are also available ready-made and with inserted foam


CORTRONIC® Shipping boxes KORRVU



CORTRONIC shipping boxes **KORRVU**, with high shielding, color: blue, with ESD imprint, long-lasting color fastness

With a **permanently conductive fixing film on PU basis** KORRVU offers a packaging solution that renounces completely foam inserts.

Advantages:

- One-product packaging
- completely recyclable
- Reduction of the storage and transport costs due to the now unnecessary foam inserts
- long-term safety of the inserted ESD components
- Interior/exterior: $R_s = 10^7 - 10^8 \text{ ohm}$ 
- Electrostatic shielding 10 nJ (Energy Bag Test)

dpvlink 5800

Article	Dimensions inside LxWxH [mm]
---------	------------------------------




CORTRONIC® Shipping boxes KORRVU

COR-20.KC	125 x 107 x 25
COR-30.KC	160 x 127 x 34
COR-40.KC	235 x 175 x 45
COR-50.KC	282 x 228 x 70

Shipping boxes - customer-specific - available on request

CORTRONIC® Shipping box E-Prom



CORTRONIC shipping boxes **E-Prom**, with electrically conductive pin-insertion foam (6 mm PE or PU) or napped foam (10 mm) color: blue, with ESD imprint

dpvlink 13309

Article	Dimensions inside [mm] LxWxH	Foam
---------	------------------------------	------




CORTRONIC® Shipping box E-Prom

COR-05.TEP	95 x 30 x 15	without foam
COR-05.TEP.NO	95 x 30 x 15	napped foam
COR-05.TEP.PE	95 x 30 x 15	PE foam for pin insertion
COR-05.TEP.PE+NO	95 x 30 x 15	PE foam for pin insertion / napped foam
COR-10.TEP	100 x 60 x 15	without foam
COR-10.TEP.NO	100 x 60 x 15	napped foam
COR-10.TEP.PE	100 x 60 x 15	PE foam for pin insertion
COR-10.TEP.PE+NO	100 x 60 x 15	PE foam for pin insertion / napped foam
COR-15.TEP	100 x 60 x 30	without foam
COR-15.TEP.NO	100 x 60 x 30	napped foam
COR-15.TEP.PE	100 x 60 x 30	PE foam for pin insertion
COR-15.TEP.PE+NO	100 x 60 x 30	PE foam for pin insertion / napped foam
COR-20.TEP	120 x 100 x 15	without foam
COR-20.TEP.NO	120 x 100 x 15	napped foam
COR-20.TEP.PE	120 x 100 x 15	PE foam for pin insertion
COR-20.TEP.PE+NO	120 x 100 x 15	PE foam for pin insertion / napped foam
COR-30.TEP	155 x 70 x 25	without foam
COR-30.TEP.NO	155 x 70 x 25	napped foam
COR-30.TEP.PE	155 x 70 x 25	PE foam for pin insertion
COR-30.TEP.PE+NO	155 x 70 x 25	PE foam for pin insertion / napped foam

CORTRONIC American Box TAB



CORTRONIC American Box TAB made of corrugated cardboard, interior and exterior with electrostatically dissipative coating and sealing, exterior with water-repellent and scratch-resistant coating, recyclable. High shielding, color: black, with ESD imprint

In compliance with the ESD standard DIN EN 61340-5-1 

dpvlink 24275

Article	Dimensions outside/inside LxWxH [mm]
---------	--------------------------------------



CORTRONIC American Box TAB

COR-15.TAB	389 x 278 x 67	362 x 251 x 60
COR-13.TAB	373 x 259 x 188	362 x 251 x 172
COR-30.TAB	562 x 370 x 188	551 x 362 x 172
COR-35.TAB	562 x 370 x 236	551 x 362 x 220

Adhesive tape black

dpvlink 24358

Article	Type
---------	------



COR-10.KB	Adhesive tape black 50 mm x 66 m for Cortronic
-----------	--



SAFESHIELD Shipping boxes



SAFESHIELD shipping boxes with high shielding, color: blue, with ESD imprint

- In compliance with ESD standard DIN EN 61340-5-1
- Electrostatic shielding < 10 nJ (Energy Test)

For suitable foam inserts see **dpvlink 641**


dpvlink 616



Article	Dimensions inside LxWxH [mm]	Foam
SAFESHIELD Shipping boxes		
5510.902	95 x 30 x 15	PE foam for pin insertion / 6 mm
5510.908	100 x 60 x 15	PE foam for pin insertion / 6 mm
5510.909	120 x 100 x 15	PE foam for pin insertion / 6 mm
5510.903	178 x 127 x 38	
5510.903.H	178 x 127 x 64	without foam
5510.907	200 x 140 x 50	profile foam / 20 mm
5510.904	250 x 191 x 38	
5510.905	250 x 191 x 64	
5510.912	250 x 191 x 110	
5510.906	267 x 216 x 64	
5510.913	300 x 300 x 100	
5510.914	330 x 180 x 70	
5510.915	380 x 320 x 60	
5510.916	393 x 300 x 90	
5510.911	400 x 300 x 65	
5510.910	420 x 220 x 40	
5510.917	420 x 220 x 65	
5510.918	490 x 460 x 80	

Shipping boxes - customer-specific - available on request

PU Foam for shipping boxes



PU foam, electrostatically dissipative, open-cell, soft design.
Color: pink

Suitable as:

- insert for shipping boxes

In compliance with ESD standard DIN EN 61340-5-1

Available with napped foam profile 1:1 or smooth foam.

dpvlink 641



Article	L [mm]	W [mm]	Thickness [mm]	Version
4920.1.10	100	55	10	napped profile 1:1
4903.0.15	178	127	15	smooth
4903.1.15	178	127	15	napped profile 1:1
4903.1.20	178	127	20	napped profile 1:1
4903.0.20	178	127	20	smooth
4921.1.20	190	135	20	napped profile 1:1
4904.1.20	250	191	20	napped profile 1:1
4904.0.15	250	191	15	smooth
4904.0.20	250	191	20	smooth
4906.0.20	267	216	20	smooth
4906.1.30	267	216	30	napped profile 1:1
4922.1.20	300	300	20	napped profile 1:1
4914.1.20	330	180	20	napped profile 1:1
4923.1.20	380	280	20	napped profile 1:1
4915.1.20	380	320	20	napped profile 1:1
4916.1.20	393	300	20	napped profile 1:1
4911.0.20	400	300	20	smooth
4911.1.30	400	300	30	napped profile 1:1
4910.0.15	420	220	15	smooth
4910.1.20	420	220	20	napped profile 1:1
4918.1.20	490	460	20	napped profile 1:1
4935.1.20	550	350	20	napped profile 1:1
4935.1.20.SK	550	350	20	napped profile 1:1, self-adhesive

Special thicknesses/cuttings, stamped parts, plates and rolls available on request

PU Gridded foam for shipping boxes



Gridded foam, dissipative, pre-cut grid 15/15 mm

dpvlink 15724



Article	L [mm]	W [mm]	Thickness [mm]
4903.0.20.R15	178	127	20
4904.0.20.R15	250	191	20

Special thicknesses/cuttings, plates available on request


Cardboard containers

CORTRONIC
Customer-Store-Container with external dimensions 389 x 278 mm



CORTRONIC Customer-Store-Container made of corrugated cardboard, interior and exterior with electrostatically dissipative coating and sealing, exterior with water-repellent and scratch-resistant coating, recyclable. With high shielding, color: black, with ESD imprint



- Interior/exterior: $R_s = 10^7 - 10^8 \text{ ohm}$ 
- Electrostatic shielding of 10 nJ (Energy Bag Test)

Container can also be used without lid.

dpvlink 739

Article	Dimensions outside/inside LxWxH [mm]		Material
CORTRONIC Customer-Store-Container with external dimensions 389 x 278 mm			
COR-03.CSC	389 x 278 x 67	362 x 251 x 60	corrugated board
COR-05.CSC	389 x 278 x 107	362 x 251 x 100	corrugated board
COR-10.CSC	389 x 278 x 146	362 x 251 x 139	corrugated board
COR-15.CSC	389 x 278 x 227	362 x 251 x 220	corrugated board
COR-16.CSC	389 x 278 x 307	362 x 251 x 300	corrugated board

dpvlink 25824

Article	Dimensions outside/inside LxWxH [mm]		Material
CORTRONIC Customer-Store-Container with external dimensions 578 x 389 mm			
COR-17.CSC	578 x 389 x 67	551 x 362 x 60	corrugated board
COR-19.CSC	578 x 389 x 107	551 x 362 x 100	corrugated board
COR-20.CSC	578 x 389 x 146	551 x 362 x 139	corrugated board
COR-30.CSC	578 x 389 x 179	551 x 362 x 172	corrugated board
COR-35.CSC	578 x 389 x 227	551 x 362 x 220	corrugated board

dpvlink 25837

Article	Dimensions outside/inside LxWxH [mm]		Material
CORTRONIC Customer-Store-Container with external dimensions 578 x 389 mm			
COR-36.CSC	578 x 389 x 307	550 x 365 x 300	corrugated board
COR-40.CSC	578 x 389 x 410	550 x 365 x 400	corrugated board

CORTRONIC Lid for Customer-Store-Containers



Lid for Customer-Store-Container

dpvlink 13304

Article	Type
COR-03-15.CSC-D	Lid for art. COR-03/05/10/15.CSC
COR-17-40.CSC-D	Lid for art. COR-17/19/20/30/35/36/40.CSC

Interlayers for Customer-Store-Containers

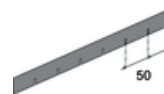


Interlayers made of corrugated cardboard, dissipative

dpvlink 5961

Article	Type
COR-05.DZW	Interlayers 357 x 246 mm 2 corners beveled
COR-10.DZW	Interlayers 550 x 350 mm 2 corners beveled

CSC Long partition 360 / 549 mm

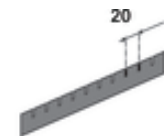


made of solid board, dissipative, exterior with water-repellent and scratch-resistant coating, recyclable

dpvlink 10909

Article	Type
COR-03.CSCL	CSC long partition for 03 - 15.CSC 360 x 60 mm (6 slots), spacing 50 mm
COR-05.CSCL	CSC long partition for 03 - 15.CSC 360 x 100 mm (6 slots), spacing 50 mm
COR-10.CSCL	CSC long partition for 03 - 15.CSC 360 x 139 mm (6 slots), spacing 50 mm
COR-15.CSCL	CSC long partition for 03 - 15.CSC 360 x 220 mm (6 slots), spacing 50 mm
COR-17.CSCL	CSC long partition for 17 - 35.CSC 549 x 60 mm (11 slots), spacing 50 mm
COR-17.CSCL20	CSC long partition for 17 - 35.CSC 549 x 60 mm (24 slots), spacing 20 mm
COR-19.CSCL	CSC long partition for 19 - 35.CSC 549 x 100 mm (11 slots), spacing 50 mm
COR-19.CSCL20	CSC long partition for 19 - 35.CSC 549 x 100 mm (24 slots), spacing 20 mm
COR-20.CSCL	CSC long partition for 20 - 35.CSC 549 x 139 mm (11 slots), spacing 50 mm
COR-20.CSCL20	CSC long partition for 20 - 35.CSC 549 x 139 mm (24 slots), spacing 20 mm
COR-30.CSCL	CSC long partition for 30 - 35.CSC 549 x 172 mm (11 slots), spacing 50 mm
COR-30.CSCL20	CSC long partition for 30 - 35.CSC 549 x 172 mm (24 slots), spacing 20 mm
COR-35.CSCL	CSC long partition for 35 - 35.CSC 549 x 220 mm (11 slots), spacing 50 mm
COR-35.CSCL20	CSC long partition for 35 - 35.CSC 549 x 220 mm (24 slots), spacing 20 mm

CSC Short partition 249 / 360 mm



made of solid board, dissipative, exterior with water-repellent and scratch-resistant coating, recyclable

dpvlink 10890

Article	Type
COR-03.CSCK	CSC short partition for 03 - 15.CSC 249 x 60 mm (10 slots)
COR-05.CSCK	CSC short partition for 03 - 15.CSC 249 x 100 mm (10 slots)
COR-10.CSCK	CSC short partition for 03 - 15.CSC 249 x 139 mm (10 slots)
COR-15.CSCK	CSC short partition for 03 - 15.CSC 249 x 220 mm (10 slots)
COR-17.CSCK	CSC short partition for 17 - 35.CSC 360 x 60 mm (15 slots)
COR-19.CSCK	CSC short partition for 17 - 35.CSC 360 x 100 mm (15 slots)
COR-20.CSCK	CSC short partition for 17 - 35.CSC 360 x 139 mm (15 slots)
COR-30.CSCK	CSC short partition for 17 - 35.CSC 360 x 172 mm (15 slots)
COR-35.CSCK	CSC short partition for 17 - 35.CSC 360 x 220 mm (15 slots)

CORSTAT CSC Inserts "box in box" HANS KOLB

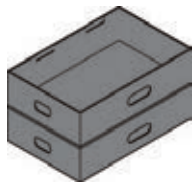


for CORTRONIC Customer-Store Container 17 and 19; made of corrugated cardboard, interior and exterior with electrostatically conductive coating and sealing, exterior with water-repellent and scratch-resistant coating, recyclable, color: black
In compliance with ESD standard DIN EN 61340-5-1

dpvlink 10815

Article	Dimensions inside LxWxH [mm]	
CORSTAT CSC Inserts "box in box"		
COR-17.CB1/4	256 x 162 x 56	4 boxes/container
COR-19.CB1/4	256 x 163 x 95	4 boxes/container

CORTRONIC Multibox HANS KOLB



Cortronic Multibox made of corrugated cardboard, interior and exterior with electrostatically dissipative coating and sealing, exterior with water-repellent and scratch-resistant coating, recyclable. With high shielding, color: black, with ESD imprint

- Interior/exterior $R_s = 10^7 - 10^8 \text{ ohm}$
- Electrostatic shielding 10 nJ (Energy Bag Test)

dpvlink 7096

Article	Dimensions outside/inside LxWxH [mm]
CORTRONIC Multibox	
COR-10.MB	591 x 391 x 114 565 x 365 x 109
COR-20.MB	591 x 391 x 214 565 x 365 x 209

Lid for CORTRONIC Multibox HANS KOLB

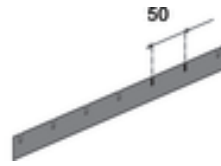


Slip lid for Multibox containers

dpvlink 11088

Article	Type
COR-10.30.MBSD	Slip lid for art. COR-10/20.MB

Short partition for Multibox 10 - 20-MB HANS KOLB



Short partition approx. 352 x 100/200 mm (7 slots); exterior with water-repellent and scratch-resistant coating

dpvlink 10910

Article	Type
COR-100.MBK	approx. 352 x 100 mm (7 slots)
COR-200.MBK	approx. 352 x 200 mm (7 slots)

Long partition for Multibox 10 - 20-MB HANS KOLB



Long partition approx. 552 x 100/200 mm (22 slots); exterior with water-repellent and scratch-resistant coating.

dpvlink 10917

Article	Type
COR-100.MBL	approx. 552 x 100 mm (22 slots)
COR-200.MBL	approx. 552 x 200 mm (22 slots)

CORSTAT Reel-Box HANS KOLB




Made of corrugated cardboard, interior and exterior with electrostatically conductive coating and sealing, exterior with water-repellent and scratch-resistant coating, recyclable, color: black

In compliance with ESD standard DIN EN 61340-5-1


dpvlink 745

Article	Type
COR-10.CRB	CORSTAT Reel-Box 180 380 x 180 x 100 mm, for 16 reels max. Ø 180 mm
COR-30.CRB	CORSTAT Reel-Box 380 355 x 286 x 220 mm, for 5 reels max. Ø 380 mm

CORTRONIC Partition container



CORTRONIC partition container including lid made of corrugated cardboard, interior and exterior with electrostatically dissipative coating and sealing, exterior with water-repellent and scratch-resistant coating, recyclable. With high shielding, color: black, with ESD imprint

- Interior/exterior: $R_s = 10^7 - 10^8 \text{ ohm}$ 
- Electrostatic shielding 10 nJ (Energy Bag Test)

By removing the short or long partitions it is possible to modify the compartment sizes. Thus, the basic version can be turned into version A, B or C.

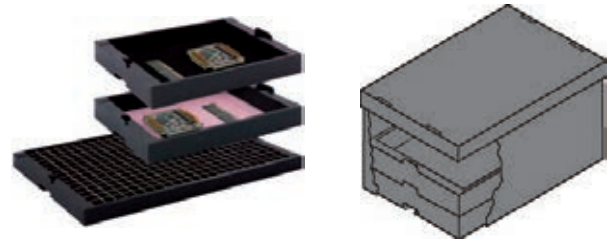
Article	Internal dimensions LxBxH mm	Compartment sizes LxBxH mm	Compartments	Short partitions	Long partitions
COR-10.TSC	270x168x195	130x24x195 265x27x195 [A]	12 6	1 -	5 5
COR-15.TSC	372x388x84	109x18x84 165x18x84 [A]	60 40	19 19	4 3
COR-20.TSC	386x386x176	110x30x175 168x30x175 [A] 340x30x175 [B]	30 20 10	4 3 2	9 9 9
COR-30.TSC	386x386x358	168x35x350 340x35x350 [A]	18 9	8 8	3 2
COR-40.TSC	424x272x281	178x18x280 365x18x280 [A]	22 11	3 2	10 10
COR-41.TSC	424x272x281	117x22x280 238x22x280 [A]	30 15	16 16	3 2
COR-45.TSC	493x390x166	178x45x166 360x45x166 [A]	20 10	9 9	3 2
COR-48.TSC	563x355x150	123x24x150	44	5	10
		165x24x150 [A]	33	4	10
		250x24x150 [B]	22	3	10
		515x24x150 [C]	11	2	10
COR-50.TSC	562x355x329	123x24x325	44	5	10
		165x24x325 [A]	33	4	10
		250x24x325 [B]	22	3	10
		515x24x325 [C]	11	2	10

Single parts (containers, lids, partitions) on request

dpvlink 5787

Article	Dimensions outside/inside LxWxH [mm]	
CORTRONIC Partition container		
COR-10.TSC	297 x 181 x 204	270 x 169 x 195
COR-15.TSC	400 x 400 x 100	372 x 388 x 84
COR-20.TSC	415 x 405 x 190	386 x 386 x 176
COR-30.TSC	415 x 405 x 365	386 x 386 x 358
COR-40.TSC	450 x 290 x 290	424 x 272 x 281
COR-41.TSC	450 x 290 x 290	424 x 272 x 281
COR-45.TSC	510 x 410 x 175	493 x 390 x 166
COR-48.TSC	595 x 380 x 160	562 x 355 x 150
COR-50.TSC	595 x 380 x 335	562 x 355 x 329

CORSTAT Tray



Made of corrugated paper, interior and exterior with electrostatically conductive coating and sealing, exterior with water-repellent and scratch-resistant coating, recyclable, with stacking nose reinforcement, color: black

In compliance with ESD standard DIN EN 61340-5-1 

Versions:

- CTR = without foam
- CTR.as = with foam inlay dissipative, pink
- CTR.el = with foam inlay conductive, black
- CRT-EE = without foam inlay, very stable version, high shielding

CORSTAT Trays fitting in Euro containers 400 x 300 mm respectively 600 x 400 mm and Customer-Store-Container

dpvlink 709

Article	Dimensions outside/inside LxWxH [mm]		Version
CORSTAT Tray			
COR-05.CTR	351 x 246 x 31	297 x 230 x 28	without foam
COR-05.CTR.as	351 x 246 x 31	297 x 230 x 28	with dissipative foam inlay, pink
COR-05.CTR.el	351 x 246 x 31	297 x 230 x 28	with conductive foam inlay, black
COR-06.CTR	351 x 246 x 60	297 x 230 x 55	without foam
COR-06.CTR.as	351 x 246 x 60	297 x 230 x 55	with dissipative foam inlay, pink
COR-06.CTR.el	351 x 246 x 60	297 x 230 x 55	with conductive foam inlay, black
COR-20.CTR	550 x 346 x 31	499 x 330 x 28	without foam
COR-20.CTR.as	550 x 346 x 31	499 x 330 x 28	with dissipative foam inlay, pink
COR-20.CTR.el	550 x 346 x 31	499 x 330 x 28	with conductive foam inlay, black
COR-20.CTR-EE	550 x 346 x 33	499 x 330 x 28	sturdy version, without foam inlay
COR-25.CTR	550 x 346 x 43	499 x 330 x 40	without foam
COR-25.CTR.as	550 x 346 x 43	499 x 330 x 40	with dissipative foam inlay, pink
COR-25.CTR.el	550 x 346 x 43	499 x 330 x 40	with conductive foam inlay, black
COR-25.CTR-EE	550 x 346 x 43	499 x 330 x 40	sturdy version, without foam inlay
COR-30.CTR	550 x 346 x 73	499 x 330 x 70	without foam
COR-30.CTR.as	550 x 346 x 73	499 x 330 x 70	with dissipative foam inlay, pink
COR-30.CTR.el	550 x 346 x 73	499 x 330 x 70	with conductive foam inlay, black
COR-30.CTR-EE	550 x 346 x 73	499 x 330 x 70	sturdy version, without foam inlay

CORSTAT Tube-Box



made of corrugated cardboard, interior and exterior with electrostatically conductive coating and sealing, exterior with water-repellent and scratch-resistant coating, recyclable, color: black


In compliance with ESD standard DIN EN 61340-5-1 

dpvlink 750

Article	Dimensions outside/inside LxWxH [mm]	
CORSTAT Tube-Box		
COR-05.CTB	610 x 113 x 51	600 x 95 x 45
COR-10.CTB	600 x 113 x 101	590 x 95 x 95

+++ minimum order quantity 10 pieces +++

CORSTAT Storage box, open



made of corrugated cardboard, interior and exterior with electrostatically conductive coating and sealing, exterior with water-repellent and scratch-resistant coating, recyclable, color: black

In compliance with ESD standard DIN EN 61340-5-1

dpvlink 755

Article	Dimensions outside/inside LxWxH [mm]	Material
CORSTAT Storage box, open		
COR-05.CLBO	202 x 70 x 70 180 x 62 x 65	corrugated board
COR-10.CLBO	305 x 159 x 115 285 x 150 x 110	corrugated board
COR-15.CLBO	313 x 116 x 127 292 x 109 x 122	corrugated board
COR-20.CLBO	600 x 73 x 66 580 x 65 x 65	corrugated board
COR-30.CLBO	611 x 117 x 127 592 x 109 x 122	corrugated board
COR-40.CLBO	611 x 161 x 75 592 x 153 x 70	corrugated board
COR-45.CLBO	609 x 209 x 185 590 x 200 x 180	corrugated board

+++ Minimum order quantity 10 pieces +++

IC bar magazine 10-ICM



-On the picture 3 stacked bar magazines -

IC bar magazine 10-ICM 336 x 586 x 35 mm outside, stackable, box with dissipative and shielding properties, black.

In compliance with ESD standard DIN EN 61340-5-1

dpvlink 17320

Article	Dimensions outside
IC bar magazine 10-ICM	
COR-10.ICM	599 x 399 x 39

CORSTAT Storage box for IC bars, open



made of corrugated cardboard interior and exterior with electrostatically conductive coating and sealing, recyclable, color: blue


In compliance with ESD standard DIN EN 61340-5-1

dpvlink 757

Article	Dimensions inside LxWxH [mm]
CORSTAT Storage box for IC bars, open	
5510.095	630 x 95 x 95
5510.195	630 x 195 x 95

ESD foams

PE foam interlayers, dissipative



PE foam is electrostatically dissipative, partially with skin, cross-linked, closed-cell, corrosion-free, abrasion-resistant. Color: black

Suitable as:

- pin-insertion foam
- interlayers for containers
- partitions for containers
- workstation pad

In compliance with ESD standard DIN EN 61340-5-1



dpvlink 700

Article	L [mm]	W [mm]	Thickness [mm]
4550.03.0153	253	153	3
4550.03.0253	353	253	3
4550.03.0255.KLT	340	255	3
4550.03.0300	300	300	3
4550.03.0353	553	353	3
4550.03.0355.KLT	540	355	3
4550.03.Z		Cutting	3
4550.06.0153	253	153	3
4550.06.0253	353	253	6
4550.06.0255.KLT	340	255	6
4550.06.0300	300	300	6
4550.06.0353	553	353	6
4550.06.0355.KLT	540	355	6
4550.06.0550	750	550	6
4550.06.Z		Cutting	6
4550.10.0253	353	253	10
4550.10.0255.KLT	340	255	10
4550.10.0353	553	353	10
4550.10.0355.KLT	540	355	10
4550.10.0550	750	550	10
4550.10.Z		Cutting	10

PE foam plates, dissipative



dpvlink 702

Article	L [mm]	W [mm]	Thickness [mm]
4550.03.1000	1000	1000	3
4550.03.1500	1500	1000	3
4550.06.1000	1000	1000	6
4550.06.1500	1500	1000	6
4550.10.1000	1000	1000	10
4550.10.1500	1500	1000	10

further thicknesses, cuttings and assemblies available on request -

PU Foam, soft, conductive 



EPAstore

PU foam, electrostatically conductive, open-cell.
Color: black

Suitable as:

- **soft** = cushion foam
- **hard** = pin-insertion foam

In compliance with ESD standard DIN EN 61340-5-1 

Available as napped foam profile 1:1 or smooth foam

dpvlink 690

Article	L [mm]	W [mm]	Thickness [mm]	Version
4450.weich	353	253	6	soft, smooth
4451.weich	553	353	6	soft, smooth
4454.weich	353	253	10	soft, smooth
4455.weich	553	353	10	soft, smooth
4456.weich	353	253	15	soft, smooth
4457.weich	553	353	15	soft, smooth
4458.weich.20	353	253	20	soft, smooth
4458.weich.30	353	253	30	soft, smooth
4459.weich.20	553	353	20	soft, smooth
4459.weich.30	553	353	30	soft, smooth
4450.weich.Z	Cutting			soft, smooth
4470.1.32	250	150	20	soft, napped profile 1:1
4470.1.43	350	250	20	soft, napped profile 1:1
4470.1.64	550	350	20	soft, napped profile 1:1
4470.1.64-H35	550	350	35	soft, napped profile 1:1



PU foam, hard, conductive 


dpvlink 18885

Article	L [mm]	W [mm]	Thickness [mm]	Version
4460.hart	353	253	6	hard, smooth
4461.hart	553	353	6	hard, smooth
4464.hart	350	253	10	hard, smooth
4465.hart	553	353	10	hard, smooth
4466.hart	353	253	15	hard, smooth
4467.hart	553	353	15	hard, smooth
4460.hart.Z	Cutting			hard, smooth



further thicknesses, cuttings and manufactures available on request

PU Foam for shipping boxes 



EPApack

PU foam, electrostatically dissipative, open-cell, soft design.
Color: pink

Suitable as:

- insert for shipping boxes

In compliance with ESD standard DIN EN 61340-5-1 

Available with napped foam profile 1:1 or smooth foam.

dpvlink 641

Article	L [mm]	W [mm]	Thickness [mm]	Version
4920.1.10	100	55	10	napped profile 1:1
4903.0.15	178	127	15	smooth
4903.1.15	178	127	15	napped profile 1:1
4903.1.20	178	127	20	napped profile 1:1
4903.0.20	178	127	20	smooth
4921.1.20	190	135	20	napped profile 1:1
4904.1.20	250	191	20	napped profile 1:1
4904.0.15	250	191	15	smooth
4904.0.20	250	191	20	smooth
4906.0.20	267	216	20	smooth
4906.1.30	267	216	30	napped profile 1:1
4922.1.20	300	300	20	napped profile 1:1
4914.1.20	330	180	20	napped profile 1:1
4923.1.20	380	280	20	napped profile 1:1
4915.1.20	380	320	20	napped profile 1:1
4916.1.20	393	300	20	napped profile 1:1
4911.0.20	400	300	20	smooth
4911.1.30	400	300	30	napped profile 1:1
4910.0.15	420	220	15	smooth
4910.1.20	420	220	20	napped profile 1:1
4918.1.20	490	460	20	napped profile 1:1
4935.1.20	550	350	20	napped profile 1:1
4935.1.20.SK	550	350	20	napped profile 1:1, self-adhesive



Special thicknesses/cuttings, stamped parts, plates and rolls available on request

PU Gridded foam for shipping boxes 



Gridded foam, dissipative, pre-cut grid 15/15 mm

dpvlink 15724

Article	L [mm]	W [mm]	Thickness [mm]
4903.0.20.R15	178	127	20
4904.0.20.R15	250	191	20



Special thicknesses/cuttings, plates available on request

Accessories

Velcro loop, dissipative



ESD velcro loop with metal eye, electrostatically dissipative, black. Perfect for bundling IC bars, containers etc.
Width: 20 mm
Lengths: 600 / 700 / 900 mm

In compliance with ESD standard DIN EN 61340-5-1

dpvlink 5002

Article	B [mm]	L [mm]
2870.450.20	20	450
2870.400.20	20	400
2870.600.20	20	600
2870.700.20	20	700
2870.900.20	20	900



ESD Strapping band



Dissipative ESD strapping band made of black polypropylen, on roll, to bundle IC bars and containers, black

In compliance with ESD standard DIN EN 61340-5-1

dpvlink 7970

Article	B [mm]	L [m]	Dicke [mm]
2870.896.09-1500	9	1500	0,6
2870.896.12-1500	12	1500	0,6



Adhesive tape type WESCORP™, transparent



Quality ESD adhesive tape WESCORP™ antistatic, no printing, clear/transparent plastic core with different diameters

dpvlink 15730

Article	W [mm]	Core diameter	Roll length [m]
2820.242290	12	25 mm	33
2820.242291	18	25 mm	33
2820.242292	24	25 mm	33
2820.242293	12	76 mm	66
2820.242294	18	76 mm	66
2820.242295	24	76 mm	66
2820.242296	48	76 mm	66



ESD Tape dispenser



In compliance with ESD standard DIN EN 61340-5-1

dpvlink 16875

Article	Type
5825.1047	ESD tape dispenser for tapes with max. 25 mm width suitable for core diameter Ø 25 mm and 76 mm
5825.1047-25	ESD tape dispenser for tapes with max. 25 mm width suitable for core diameter Ø 25 mm



ESD Storage and transport

ESD Transport pallets

Lightweight pallet ESD



ESD lightweight pallets made of electrically conductive plastic (PP, black)

- high load capacity despite low dead weight
- space-saving, stackable into each other

Specifically developed for the safe storage and transport of sensitive electronic components - reliable protection against electrostatic charges

In compliance with ESD standard DIN EN 61340-5-1

dpvlink 15655

Article	Type
8060.LP	Lightweight pallet ESD 800 x 600 mm 800 x 600 x 150 mm, with 6 feet
12080.LP	Lightweight pallet ESD 1200 x 800 mm 1200 x 800 x 150 mm, with 9 feet Weight: 5.5 kg
12080.LP-K	Lightweight pallet ESD 1200 x 800 mm / skids 1200 x 800 x 150 mm, with 3 skids Weight: 7.5 kg



Transport pallet ESD



ESD plastic pallet with closed top, PP conductive, suitable for ESD areas, color: black

In compliance with ESD standard DIN EN 61340-5-1

dpvlink 17010

Article	Type
5395.860	Transport pallet ESD type 860 1200 x 800 mm, conductive 3 skids without metal reinforcement, top closed load capacity: 1500 kg (dynamic)
5395.861	Transport pallet ESD type 861 1200 x 800 mm, conductive 3 skids with two steel pipe reinforcements, top closed load capacity: 2500 kg (dynamic)



Pallet stacking frame ESD



Pallet stacking frame ESD

- Dimensions 1200 x 800 x 200 mm
- Weight: approx 5,2 kg
- Conductive polystyrene due to carbon
- diagonally foldable
- stackable
- with ESD logo

In compliance with ESD standard DIN EN 61340-5-1

dpvlink 19362


Article	Type
5395.AR	Pallet stacking frame ESD 1200 x 800 x 200 mm



Loose lid for pallets ESD



Loose lid for pallets ESD
1220 x 820 x 40 mm, suitable for all transport pallets 1200 x 800 mm
conductive polypropylene
Color: black

In compliance with ESD standard DIN EN 61340-5-1 

dpvlink 17013

Article	Type	L [mm]	W [mm]	H [mm]	Weight
5395.890	Loose lid for pallets ESD	1220	820	40	4.26 kg



ESD pallet dolly



- 4 corner supports
- TPE tyres Ø 200
- hubs with ball bearing
- 2 swivel and 2 fixed castors
- rolling and swivelling resistance
- tyres non-marking
- in compliance with the standard EN 1757-3

dpvlink 19101

Article	Type	H [mm]	Load capacity
091.23799.ESD	ESD pallet dolly loading area 810 x 610 mm	329 mm	750 kg
091.23800.ESD	ESD pallet dolly loading area 1010 x 810 mm	329 mm	750 kg
091.23801.ESD	ESD pallet dolly loading area 1210 x 810 mm	329 mm	750 kg
091.23802.ESD	ESD pallet dolly loading area 1210 x 1010 mm	329 mm	750 kg



ESD Gusseted bags / covers



Dissipative gusseted bags / covers

- pink
- amine-free
- recyclable
- RoHs compliant



In compliance with ESD standard DIN EN 61340-5-1 

dpvlink 13869

Article	W [mm]	L [mm]	H [mm]	PU	Thickness [mm]
3110.629.25	400	600	700	25 piece	0.05
3110.629.250	400	600	700	250 piece	0.05
3110.630.500	340	440	500	500 piece	0.05
3110.635.0900	850	1250	900	40 piece	0.15
3110.635.1850	850	1250	1850	40 piece	0.15



ESD Big Boxes


ESD Big Box

Foldable ESD Big Box has 4 flaps. The flaps ensure an immediate and easy access to the content of the Big Box. The dimensions are adapted to the conventional **pallet dimensions**.

- foldable in a space-saving way
- pallet dimensions
- different sizes
- with 4 feet, 3 skids or 4 castors
- material polypropylene

Typical volume resistance 10^9 - 10^{10} Ohm



In compliance with the ESD standard DIN EN 61340-5-1 

dpvlink 25300

Article	Type	L [mm]	W [mm]	H [mm]	Weight
KLK.1208	ESD Big Box foldable with feet	1200	800	1000	51.62 kg
KLK.1210	ESD Big Box foldable with feet	1200	1000	1000	58.23 kg
KLK.1208K	ESD Big Box foldable with skids	1200	800	1000	57.63 kg
KLK.1210K	ESD Big Box foldable with skids	1200	1000	1000	64.24 kg
KLK.1208R	ESD Big Box foldable with wheels	1200	800	1100	54.74 kg
KLK.1210R	ESD Big Box foldable with wheels	1200	1000	1100	61.35 kg



Lid for ESD Big Box

dpvlink 25318

Article	Type
KLK.1208.D	Lid for ESD Big Box 1200 x 800 mm
KLK.1210.D	Lid for ESD Big Box 1200 x 1000 mm



ESD Folding boxes

Folding box ESD



Folding boxes ESD

- stackable
- safe and easy folding
- high volume reduction (up to 82%)
- simple and sturdy folding mechanism
- light and at the same time very sturdy
- material: polypropylene
- color: black

Typical volume resistance 10³-10¹⁰ Ohm

In compliance with ESD standard DIN EN 61340-5-1

dpvlink 17015



Article	Type
5301.FB-4030220	ESD folding box, 211 External dimensions: 400 x 300 x 220 mm Internal dimensions: 365 x 265 x 210 mm Height flat approx. 77 mm / stacking height 72 mm
5301.FB-4030270	ESD folding box, 261 External dimensions: 400 x 300 x 270 mm Internal dimensions: 365 x 265 x 260 mm Height flat approx. 100 mm / stacking height 95 mm
5301.FB-4030320	ESD folding box, 311 External dimensions: 400 x 300 x 320 mm Internal dimensions: 365 x 265 x 310 mm Height flat approx. 100 mm / stacking height 95 mm
5301.FB-6040220	ESD folding box, 461 External dimensions: 600 x 400 x 220 mm Internal dimensions: 567 x 367 x 210 mm Height flat approx. 80 mm / stacking height 72 mm
5301.FB-6040270	ESD folding box, 561 External dimensions: 600 x 400 x 270 mm Internal dimensions: 567 x 367 x 260 mm Height flat approx. 80 mm / stacking height 72 mm
5301.FB-6040320	ESD folding box, 671 External dimensions: 600 x 400 x 320 mm Internal dimensions: 567 x 367 x 310 mm Height flat approx. 80 mm / stacking height 72 mm
5301.FB-6040420	ESD folding box, 871 External dimensions: 600 x 400 x 420 mm Internal dimensions: 567 x 367 x 410 mm Height flat approx. 100 mm / stacking height 92 mm
5301.FB-8060445	ESD folding box, 1881 External dimensions: 800 x 600 x 445 mm Internal dimensions: 768 x 570 x 430 mm Height flat approx. 125 mm / stacking height 103 mm

Folding box ESD with lid



Folding boxes ESD with lid

- sealable
- stackable
- safe and easy folding
- high volume reduction (up to 82%)
- simple and sturdy folding mechanism
- light and at the same time very sturdy
- material: polypropylene
- color: black

Typical volume resistance 10⁹-10¹⁰ Ohm

In compliance with ESD standard DIN EN 61340-5-1

Version as folding box ESD - additionally with sealable lid

dpvlink 17024




Article	Type
5302.FB-4030220.D	ESD folding box with lid, 191 External dimensions: 400 x 300 x 220 mm Internal dimensions: 365 x 265 x 200 mm Height flat approx. 77 mm / stacking height 72 mm
5302.FB-4030270.D	ESD folding box with lid, 241 External dimensions: 400 x 300 x 270 mm Internal dimensions: 365 x 265 x 250 mm Height flat approx. 100 mm / stacking height 95 mm
5302.FB-4030320.D	ESD folding box with lid, 291 External dimensions: 400 x 300 x 320 mm Internal dimensions: 365 x 265 x 300 mm Height flat approx. 100 mm / stacking height 95 mm
5302.FB-6040220.D	ESD folding box with lid, 421 External dimensions: 600 x 400 x 220 mm Internal dimensions: 567 x 367 x 200 mm Height flat approx. 80 mm / stacking height 72 mm
5302.FB-6040270.D	ESD folding box with lid, 521 External dimensions: 600 x 400 x 270 mm Internal dimensions: 567 x 367 x 250 mm Height flat approx. 80 mm / stacking height 72 mm
5302.FB-6040320.D	ESD folding box with lid, 621 External dimensions: 600 x 400 x 320 mm Internal dimensions: 567 x 367 x 300 mm Height flat approx. 80 mm / stacking height 72 mm
5302.FB-6040420.D	ESD folding box with lid, 831 External dimensions: 600 x 400 x 420 mm Internal dimensions: 567 x 367 x 400 mm Height flat approx. 100 mm / stacking height 92 mm
5302.FB-8060445.D	ESD folding box with lid, 1821 External dimensions: 800 x 600 x 445 mm Internal dimensions: 768 x 570 x 415 mm Height flat approx. 125 mm / stacking height 103 mm

Folding box Walther ESD




Folding boxes made of electrostatically volume conductive polypropylene, stackable. Height in folded state: 70 mm. Color: black.

In compliance with ESD standard DIN EN 61340-5-1 

dpvlink 7116

Article	Type
5300.43.220	Folding box, 22 l, 400 x 300 x 220 mm
5300.64.220	Folding box, 44 l, 600 x 400 x 220 mm
5300.64.320	Folding box, 65 l, 600 x 400 x 320 mm
5300.64.D	Loose lid ESD for folding boxes 600 x 400 mm



KLT folding box Light




The foldable ESD R-KLT container Light is a real allrounder: It combines the advantages of the small load carrier series with the space-saving properties of foldable boxes and is at the same time adapted to the special requirements of sensitive electronic components. In addition, the volume of the container can be reduced by up to 70%.

- with sturdy base ribbing
- integrated lid slots
- with adhesive surface for barcode
- safe and quick folding

Material: polypropylene
Color: black

Typical volume resistance 10^9 - 10^{10} Ohm

In compliance with the ESD standard DIN EN 61340-5-1 


dpvlink 22272

Article	Dimensions outside/inside LxBxH [mm]	Volume
KLT folding box Light		
KLT-F.6040280.ESD	600 x 400 x 280 534 x x 257	46 l



KLT containers Light

KLT container Light



The ESD R-KLT containers Light are perfectly adapted to automatic production processes and suitable for the use in different perfect production stages. Sensitive electronic components can be stored and transported without any problem thanks to the electrically conductive plastic.

- with sturdy base ribbing
- integrated lid slots
- with adhesive surface for barcode
- run quietly on conveyors


Material: polypropylene
Color: black

Typical volume resistance 10^9 - 10^{10} Ohm

In compliance with the ESD standard DIN EN 61340-5-1 

dpvlink 22256

Article	Dimensions outside/inside LxWxH [mm]	Volume	Additional
KLT container Light			
KLT-R.3020150.ESD	300 x 200 x 150 243 x 162 x 129,5	5,3 l	base smooth
KLT-R.4030150.ESD	400 x 300 x 150 346 x 265 x 109,5	10 l	sturdy base ribbing
KLT-R.4030290.ESD	400 x 300 x 280 346 x 265 x 242	22 l	sturdy base ribbing
KLT-R.6040150.ESD	600 x 400 x 150 544 x 364 x 109,5	22 l	sturdy base ribbing
KLT-R.6040290.ESD	600 x 400 x 280 544 x 364 x 242	48 l	sturdy base ribbing
KLT-12040147.ESD	1200 x 400 x 147 1142 x 360 x 144,5	60,3 l	base reinforced




Also available as RL version with drainage holes

Lid for KLT container Light




Lid for KLT container Light, polypropylene

Typical volume resistance 10^9 - 10^{10} Ohm

In compliance with the ESD standard DIN EN 61340-5-1 

dpvlink 22268

Article	Type
Lid for KLT container Light	
KLT-D.3020.ESD	Loose lid 300 x 200 mm
KLT-D.4030.ESD	Loose lid 400 x 300 mm
KLT-D.6040.ESD	Loose lid 600 x 400 mm



ESD Euro containers

WEZ



WEZ - knowhow and experience

WEZ combines 50 years of experience in the field of plastic injection molding with up-to-date knowhow. Plastic compatible solutions, a cost-effective production and individual services about our products are the target for the product development of the BLACKLINE® range.



BLACKLINE® - Safety for electronic components

WEZ BLACKLINE® protects sensitive electronic components in the EPA, in the storage and during the transport. The system offers a guarantee for a ESD safe handling as well in the conductive as in the dissipative areas.

Euro containers Futura



The new generation of containers by WEZ for a manual and mechanical handling. For all applications and application areas. The new design takes into account the requirements of modern logistics and the possibilities of today's plastics technology.



- Hollow corners for maximum stability and torsion resistance
- Flat bottom with chamfers ensuring a smooth transportation
- Openings in the upper margins for the mechanical handling with standard gripping and lifting devices
- ground-level centring and handling ribs
- shell handles
- Integrated label holders for A4 width on all four sides

- electrostatically volume conductive polypropylene
- stackable
- 100% compatible with other components of the WEZ range

In compliance with ESD standard DIN EN 61340-5-1 ⚡

dpvlink 14825

Article	Dimensions outside/inside LxWxH [mm]	Material
Euro containers Futura		
63.4312.060.992	400 x 300 x 120 355 x 255 x 110	polypropylene
63.4317.060.992	400 x 300 x 175 355 x 255 x 165	polypropylene
63.6412.060.992	600 x 400 x 120 555 x 355 x 110	polypropylene
63.6417.060.992	600 x 400 x 175 555 x 355 x 165	polypropylene



Euro containers standard



WEZ Euro containers made of electrostatically volume conductive polypropylene, stackable.

In compliance with ESD standard DIN EN 61340-5-1 ⚡

WEZ Euro containers with flat base

WEZ containers with flat base are especially suitable for a smooth transportation on conveyor systems like taxiways, ball tables, etc. Containers with flat base are arbitrarily stackable, but can not be stacked on two containers of the next smaller basic dimensions.



dpvlink 831

Article Dimensions outside/inside DxWxH



Euro containers standard		
2108.007.992	200 x 150 x 100	155 x 106 x 97
3204.007.992	300 x 200 x 53	260 x 160 x 51
3208.007.992	300 x 200 x 100	254 x 154 x 96
3213.007.992	300 x 200 x 145	254 x 154 x 141
4304.007.992	400 x 300 x 53	354 x 254 x 49
4308.907.992	400 x 300 x 100	354 x 254 x 96
4313.907.992	400 x 300 x 145	354 x 254 x 141
4313.097.992	400 x 300 x 145	354 x 254 x 141 light
4320.007.992	400 x 300 x 212	354 x 254 x 208
4326.007.992	400 x 300 x 278	354 x 254 x 274
4332.007.992	400 x 300 x 320	354 x 254 x 315
6404.007.992	600 x 400 x 56	560 x 360 x 54
6408.007.992	600 x 400 x 100	554 x 354 x 96
6413.007.992	600 x 400 x 145	554 x 354 x 141
6413.097.992	600 x 400 x 145	554 x 354 x 141 light
6420.007.992	600 x 400 x 212	554 x 354 x 208
6426.007.992	600 x 400 x 278	554 x 354 x 273
6432.007.992	600 x 400 x 320	554 x 354 x 314
6440.007.992	600 x 400 x 412	554 x 354 x 407

Lids for Euro containers



WEZ Lids for WEZ Euro containers, electrostatically volume conductive

In compliance with ESD standard DIN EN 61340-5-1 ⚡

dpvlink 835

Article Type




Lids for Euro containers	
3200.000.992	Loose lid 300 x 200 mm
4300.000.992	Loose lid 400 x 300 mm
6400.000.992	Loose lid 600 x 400 mm
3200.032.992	Hinged lid 300 x 200, 2 turn-lock fasteners
4300.032.992	Hinged lid 400 x 300 mm, 2 turn-lock fasteners
6400.032.992	Hinged lid 600 x 400 mm, 2 turn-lock fasteners
3200.044.992	Lid 300 x 200 mm, 4 turn-lock fasteners
4300.044.992	Lid 400 x 300 mm, 4 turn-lock fasteners
6400.044.992	Lid 600 x 400 mm, 4 turn-lock fasteners

Suitcase FUTURA



WEZ suitcase Futura

- volume conductive polypropylene
- stackable
- color black

In compliance with the ESD standard DIN EN 61340-5-1 

dpvlink 25327


Article	Dimensions outside/inside LxWxH [mm]	Material
Suitcase FUTURA		
63.4312.360.992	400 x 300 x 130 355 x 255 x 115	polypropylene
63.4317.360.992	400 x 300 x 185 355 x 255 x 170	polypropylene
63.6412.360.992	600 x 400 x 130 555 x 355 x 115	polypropylene
63.6417.360.992	600 x 400 x 185 555 x 355 x 170	polypropylene

Suitcase standard



WEZ suitcase

- electrostatically volume conductive polypropylene
- stackable
- color black

In compliance with ESD standard
DIN EN 61340-5-1 

dpvlink 833

Article	Dimensions outside/inside LxWxH [mm]	
Suitcase standard		
3204.390.992	300 x 200 x 63 260 x 160 x 39	
3208.397.992	300 x 200 x 110 254 x 154 x 95	
3213.397.992	300 x 200 x 154 254 x 154 x 139	
4304.397.992	400 x 300 x 63 354 x 254 x 48	
4308.397.992	400 x 300 x 110 354 x 254 x 95	
4313.397.992	400 x 300 x 154 354 x 254 x 139	
4320.397.992	400 x 300 x 221 354 x 254 x 206	
4326.397.992	400 x 300 x 287 354 x 254 x 272	
4313.387.992	600 x 300 x 154 354 x 254 x 139	light
6408.397.992	600 x 400 x 111 554 x 354 x 95	
6413.397.992	600 x 400 x 155 554 x 354 x 139	
6420.397.992	600 x 400 x 221 554 x 354 x 206	
6426.397.992	600 x 400 x 288 554 x 354 x 272	

Accessories Euro containers

dpvlink 862

Article
Type



9980.007.000

U-clip metal clip

Metal clip as fixed connection element
(8 pcs for push-on frame 400 x 300 mm
or 10 pcs for push-on frame 600 x 400 mm are needed)



9980.011.992

Lid hinge

(2 pcs per lid are needed)



9980.012.994

Turn-lock fastener, pair



9980.128.992

Suitcase handle 95, loose

(for mounting 2 handle holders are required)


9980.129.992

Handle holder for suitcase handle 95

Push-on frame



for an increase of the useful height of the container. Attachment with nylatches or U-clips.

In compliance with ESD standard
DIN EN 61340-5-1 

dpvlink 859

Article

Type



Push-on frame


4304.700.992 Push-on frame 400 x 300 x 44 mm

6404.700.992 Push-on frame 600 x 400 x 44 mm

Variobox Black VB MC



WEZ inserts for Euro containers. For a safe storage and safekeeping of small electronic components. The base-spotting bars provide good sliding properties on production chutes and a clean support on smooth surfaces

In compliance with the ESD standard
DIN EN 61340-5-1 

dpvlink 26397

Article

L [mm]

W [mm]

H [mm]



Variobox Black VB MC

0609.055.392 Variobox 1/16 size 64 89 55

1608.070.992 Variobox 1/3 size 160 87 70

1711.055.992 Variobox 1/10 size 179 112 55

2612.070.992 Variobox 1/3 size 260 120 70

2708.110.392 Variobox 1/8 size 274 87 110

1309.055.392 Variobox 1/8 size 128 89 55

1318.055.392 Variobox 1/4 size 128 178 55

1308.110.392 Variobox 1/16 size 137 87 110

1713.110.392 Variobox 1/8 size 174 137 110

3527.110.392 Variobox 1/2 size 350 274 110

5508.110.392 Variobox 1/4 size, lengthwise 550 87 110

5517.110.392 Variobox 1/2 size, lengthwise 550 174 110

RAKO



ESD Storage and transport system for the protection against electrostatic discharge

Electronic components can be destroyed by electrostatic discharges. In order to protect those components against such damages, electronic mounting parts are often transported or stored in containers or on pallets made of electrically conductive plastic.

The ESD storage and transport system by UTZ prevents a potential electrostatic discharge. Furthermore the robust plastic containers protect the content against mechanical damage, contamination or moisture.

Euro containers RAKO



RAKO Euro containers made of electrostatically volume conductive polypropylene, stackable.

In compliance with ESD standard DIN EN 61340-5-1

dpwlink 797

Article	Dimensions outside/inside LxWxH [mm]		Material
Euro containers RAKO			
051302	200 x 150 x 120	162 x 112 x 114	polypropylene
051312	300 x 200 x 120	258 x 160 x 115	polypropylene
051322	300 x 200 x 220	260 x 160 x 217	polypropylene
051406	400 x 300 x 65	358 x 258 x 62	polypropylene
051412	400 x 300 x 120	358 x 258 x 114	polypropylene
051417	400 x 300 x 170	358 x 258 x 165	polypropylene
051422	400 x 300 x 220	358 x 258 x 217	polypropylene
051427	400 x 300 x 270	353 x 253 x 267	polypropylene
051432	400 x 300 x 325	358 x 258 x 320	polypropylene
051607	600 x 400 x 75	552 x 350 x 70	polypropylene
051612	600 x 400 x 120	553 x 353 x 114	polypropylene
051617	600 x 400 x 170	558 x 358 x 165	polypropylene
051622	600 x 400 x 220	559 x 359 x 216	polypropylene
051627	600 x 400 x 280	556 x 356 x 275	polypropylene
051632	600 x 400 x 325	558 x 358 x 320	polypropylene
051642	600 x 400 x 425	560 x 360 x 422	polypropylene

RAKO Euro containers, reinforced

RAKO Euro containers reinforced with ribbed bottom made of electrostatically volume conductive polypropylene, stackable.

In compliance with ESD standard DIN EN 61340-5-1

dpwlink 799

Article	Dimensions outside/inside LxWxH [mm]		Material
RAKO Euro containers, reinforced			
051414	400 x 300 x 145	364 x 264 x 130	polypropylene
051613	600 x 400 x 145	563 x 363 x 130	polypropylene

RAKO Suitcases



RAKO Suitcases are made of electrostatically volume conductive polypropylene, stackable, black.

In compliance with ESD standard DIN EN 61340-5-1

dpwlink 801

Article	Dimensions outside/inside LxWxH [mm]		Material
RAKO Suitcases			
051312.K	300 x 200 x 130	258 x 158 x 117	polypropylene
051322.K	300 x 200 x 230	258 x 158 x 217	polypropylene
051406.K	400 x 300 x 80	358 x 258 x 62	polypropylene
051412.K	400 x 300 x 130	358 x 258 x 117	polypropylene
051417.K	400 x 300 x 185	358 x 258 x 165	polypropylene
051432.K	400 x 300 x 340	358 x 258 x 317	polypropylene
051607.K	600 x 400 x 90	552 x 352 x 72	polypropylene
051612.K	600 x 400 x 132	558 x 358 x 116	polypropylene
051617.K	600 x 400 x 185	558 x 358 x 166	polypropylene
051622.K	600 x 400 x 235	557 x 357 x 216	polypropylene
051632.K	600 x 600 x 340	558 x 358 x 320	polypropylene
051642.K	600 x 400 x 440	555 x 355 x 422	polypropylene

RAKO Lids for Euro containers



RAKO lid for RAKO Euro containers, electrostatically volume conductive

In compliance with ESD standard DIN EN 61340-5-1

dpwlink 815

Article	Type
RAKO Lids for Euro containers	
051721	Loose lid 200 x 150 mm
051732	Loose lid 300 x 200 mm
051743	Loose lid 400 x 300 mm
051764	Loose lid 600 x 400 mm
051821	Hinged lid 200 x 150 mm
051832	Hinged lid 300 x 200 mm
051843	Hinged lid 400 x 300 mm
051864	Hinged lid 600 x 400 mm
051878	Lid with hooks 400 x 300 mm
051879	Lid with hooks 600 x 400 mm

Closures RAKO



Accessories for RAKO Euro containers, snap lock and slide closure.

051870 051871


dpwlink 828

Article	Type
051870	RAKO snap lock
051871	RAKO slide closure

Containers for trays



RAKO containers for trays with basic dimensions 600 x 400 mm, electrostatically volume conductive, black

In compliance with ESD standard
DIN EN 61340-5-1 

dpvlink 11089


Article	Type
051200	Containers for trays 600 x 400 x 220 mm - 5 trays 22 mm height or - 2 trays 22 mm height + 1 tray height 80 mm or - 1 trays 22 mm height + 1 tray height 105 mm
051201	Containers for trays 600 x 400 x 425 mm - 12 trays with 22 mm height or - 4 trays with 80 mm height or - 3 trays with 105 mm height
051205-3	Tray, inside 509 x 308 x 22 mm



Insert for Euro containers RAKO 400x300 mm



RAKO inserts for Euro containers with basic dimensions 400 x 300 mm, electrostatically volume conductive, black

In compliance with ESD standard DIN EN 61340-5-1 

dpvlink 989

Article	Bezeichnung	L [mm]	B [mm]	H [mm]
Insert for Euro containers RAKO 400x300 mm				
051950	Container 1/8 size	130	86	50
051952	Container 1/4 size	174	128	50
051952.2	Lid for 1/4 size			
051953	Container 1/3 size	262	119	97



Insert for Euro containers RAKO 600x400 mm



RAKO insert for Euro containers with basic dimensions 600 x 400 mm, electrostatically volume conductive, black

In compliance with ESD standard DIN EN 61340-5-1 

dpvlink 871

Article	Bezeichnung	L [mm]	B [mm]	H [mm]
Insert for Euro containers RAKO 600x400 mm				
051954.3	Container 1/16 size	139	89	99
051955.3	Container 1/8 size	177	139	99
051956.3	Container 1/4 size	277	177	99
051957	Container 1/4 size, longitudinal	555	89	99
051958.3	Container 1/2 size, transverse	355	277	99
051959	Container 1/2 size, longitudinal	555	177	99



Light

Euro containers Light



Cost-effective ESD containers Light made of plastic.

Specifically developed for the safe storage and transport of sensitive electronic components - reliable prevention of electrostatic charging and dissipation of existing charge.

Version: closed handles, base and sides
Material: polypropylene
Color: black

Typical volume resistance 10^9 - 10^{10} Ohm

In compliance with ESD standard DIN EN 61340-5-1 

dpvlink 15634


Article	Dimensions outside/inside LxWxH [mm]		Material
Euro containers Light			
3020120.L	300 x 200 x 120	260 x 160 x 105	polypropylene
3020170.L	300 x 200 x 170	260 x 160 x 155	polypropylene
4030075.L	400 x 300 x 75	360 x 260 x 60	polypropylene
4030120.L	400 x 300 x 120	360 x 260 x 95	polypropylene
4030170.L	400 x 300 x 170	360 x 260 x 145	polypropylene
4030220.L	400 x 300 x 220	360 x 260 x 195	polypropylene
4030270.L	400 x 300 x 270	360 x 260 x 245	polypropylene
4030320.L	400 x 300 x 320	360 x 260 x 295	polypropylene
6040075.L	600 x 400 x 75	560 x 360 x 60	polypropylene
6040120.L	600 x 400 x 120	560 x 360 x 105	polypropylene
6040170.L	600 x 400 x 170	560 x 360 x 155	polypropylene
6040220.L	600 x 400 x 220	560 x 360 x 205	polypropylene
6040270.L	600 x 400 x 270	560 x 360 x 255	polypropylene
6040320.L	600 x 400 x 320	560 x 360 x 305	polypropylene
6040420.L	600 x 400 x 420	560 x 360 x 405	polypropylene
8060120.L	800 x 600 x 120	755 x 555 x 100	polypropylene
8060220.L	800 x 600 x 220	755 x 555 x 200	polypropylene
8060320.L	800 x 600 x 320	755 x 555 x 300	polypropylene
8060420.L	800 x 600 x 420	755 x 555 x 400	polypropylene



Lid for Euro containers Light



Lid for Euro containers Light
Typical volume resistance 10^3 - 10^{10} Ohm

In compliance with ESD standard
DIN EN 61340-5-1 

dpvlink 15651

Article	Type
Lid for Euro containers Light	
3020999.L-Deckel	Loose lid 300 x 200 mm
4030999.L-Deckel	Loose lid 400 x 300 mm
6040999.L-Deckel	Loose lid 600 x 400 mm
8060999.L-Deckel	Loose lid 800 x 600 mm



Euro container Light with hinged lid



The ESD Euro container with hinged lid offers the content additional protection. The lid as well as the hinges are made of the same antistatic material as the container. Electrostatic charges are prevented and already existing charges are reliably dissipated.

- stackable
- stable hinges
- material: polypropylene
- color: balck

Typical volume resistance 10^3 - 10^{10} Ohm

In compliance with ESD standard DIN EN 61340-5-1

dpvlink 22805

Article	Dimensions outside/inside LxWxH [mm]		Material
Euro container Light with hinged lid			
2015120.L-ED	200 x 150 x 135	170 x 120 x 97	polypropylene
3020120.L-ED	300 x 200 x 135	270 x 170 x 97	polypropylene
3020170.L-ED	300 x 200 x 185	270 x 170 x 165	polypropylene
4030075.L-ED	400 x 300 x 90	370 x 270 x 52	polypropylene
4030120.L-ED	400 x 300 x 135	370 x 270 x 107	polypropylene
4030170.L-ED	400 x 300 x 185	370 x 270 x 147	polypropylene
4030220.L-ED	400 x 300 x 235	370 x 270 x 197	polypropylene
4030270.L-ED	400 x 300 x 285	370 x 270 x 247	polypropylene
4030320.L-ED	400 x 300 x 335	370 x 270 x 297	polypropylene
6040075.L-ED	600 x 400 x 90	570 x 370 x 63	polypropylene
6040120.L-ED	600 x 400 x 135	570 x 370 x 107	polypropylene
6040170.L-ED	600 x 400 x 185	570 x 370 x 157	polypropylene
6040220.L-ED	600 x 400 x 235	570 x 370 x 207	polypropylene
6040270.L-ED	600 x 400 x 285	570 x 370 x 257	polypropylene
6040320.L-ED	600 x 400 x 335	570 x 370 x 307	polypropylene
6040420.L-ED	600 x 400 x 435	570 x 370 x 407	polypropylene
8060120.L-ED	800 x 600 x 140	770 x 570 x 97	polypropylene
8060220.L-ED	800 x 600 x 240	770 x 570 x 197	polypropylene
8060320.L-ED	800 x 600 x 335	770 x 570 x 297	polypropylene
8060420.L-ED	800 x 600 x 435	770 x 570 x 397	polypropylene



Insert for Euro containers 600 x 400 mm



- for Euro containers with basic dimensions 600 x 400 mm
- gripping edge for an easy insertion and removal
- safely stackable due to reinforced edge
- material: polypropylene

Typical volume resistance 10^3 - 10^{10} Ohm

In compliance with ESD standard DIN EN 61340-5-1

dpvlink 17035

Article		L [mm]	W [mm]	H [mm]
Insert for Euro containers 600 x 400 mm				
6040.EK205	Insert box 205	563	183	50
6040.EK210	Insert box 210	563	183	100
6040.EK215	Insert box 215	563	183	150
6040.EK405	Insert box 405	282	183	50
6040.EK410	Insert box 410	282	183	100
6040.EK415	Insert box 415	282	183	150
6040.EK805	Insert box 805	183	141	50
6040.EK810	Insert box 810	183	141	100
6040.EK815	Insert box 815	183	141	50



Insert for Euro containers 400 x 300 mm



- for Euro containers with basic dimensions 400 x 300 mm
- gripping edge for an easy insertion and removal
- safely stackable due to reinforced edge
- material: polypropylene

Typical volume resistance 10^3 - 10^{10} Ohm

In compliance with ESD standard DIN EN 61340-5-1

dpvlink 17034

Article		L [mm]	W [mm]	H [mm]
Insert for Euro containers 400 x 300 mm				
4030.EK205	Insert box 205	266	184	50
4030.EK210	Insert box 210	266	184	100
4030.EK215	Insert box 215	266	184	150




NEWBOX

NEWBOX Euro containers conductive



NEWBOX Euro containers made of electrostatically volume conductive polypropylene, stackable.

In compliance with ESD standard DIN EN 61340-5-1 


dpvlink 795

Article	Dimensions outside/inside LxWxH [mm]		Material
NEWBOX Euro containers conductive			
5310.05	300 x 200 x 120	260 x 160 x 117	polypropylene
5310.10	400 x 300 x 120	360 x 258 x 118	polypropylene
5310.14	400 x 300 x 170	358 x 258 x 168	polypropylene
5310.20	400 x 300 x 220	358 x 258 x 217	polypropylene
5310.25	400 x 300 x 270	358 x 256 x 267	polypropylene
5310.31	400 x 300 x 320	358 x 256 x 316	polypropylene
5310.15	600 x 400 x 75	555 x 355 x 72	polypropylene
5310.24	600 x 400 x 120	555 x 358 x 115	polypropylene
5310.33	600 x 400 x 150	555 x 353 x 145	polypropylene
5310.34	600 x 400 x 170	555 x 355 x 165	polypropylene
5310.42	600 x 400 x 220	555 x 358 x 217	polypropylene
5310.50	600 x 400 x 236	555 x 357 x 231	polypropylene
5310.55	600 x 400 x 280	553 x 355 x 277	polypropylene
5310.70	600 x 400 x 343	557 x 358 x 332	polypropylene
5310.80	600 x 400 x 423	555 x 355 x 420	polypropylene
5310.S.130	800 x 600 x 320	756 x 556 x 297	polypropylene

NEWBOX Lid



Lid for NEWBOX Euro containers, electrostatically volume conductive

In compliance with ESD standard DIN EN 61340-5-1 

dpvlink 803

Article	Type
NEWBOX Lid	
5310.32.A	Loose lid 300 x 200 mm
5310.43.A	Loose lid 400 x 300 mm
5310.64.A	Loose lid 600 x 400 mm
5310.43	Loose lid with hook 400 x 300 mm
5310.64	Loose lid with hook 600 x 400 mm

NEWBOX hinged lid



Lid for NEWBOX Euro containers, electrostatically volume conductive

In compliance with ESD standard DIN EN 61340-5-1 

dpvlink 19734

Article	Type
NEWBOX hinged lid	
5310.32.S	Hinged lid 300 x 200 mm
5310.43.S	Hinged lid 400 x 300 mm

NEWBOX Euro containers IDP



- permanently electrostatically dissipative polypropylene IDP (inherently dissipative polymer)
- stackable
- independent of humidity
- labeling: ESD warning symbol, recycling symbol and lot number

In compliance with ESD standard DIN EN 61340-5-1 


dpvlink 7048

Article	Dimensions outside/inside LxWxH [mm]		Color
NEWBOX Euro containers IDP			
5311.05.gelb	300 x 200 x 120	270 x 170 x 117	yellow
5311.05.rot	300 x 200 x 120	270 x 170 x 117	red
5311.10.gelb	400 x 300 x 120	355 x 255 x 115	yellow
5311.10.rot	400 x 300 x 120	355 x 255 x 115	red
5311.14.gelb	400 x 300 x 170	355 x 255 x 165	yellow
5311.14.rot	400 x 300 x 170	355 x 255 x 165	red
5311.20.gelb	400 x 300 x 220	355 x 255 x 215	yellow
5311.20.rot	400 x 300 x 220	355 x 255 x 215	red
5311.31.gelb	400 x 300 x 320	355 x 255 x 317	yellow
5311.31.rot	400 x 300 x 320	355 x 255 x 317	red
5311.24.gelb	600 x 400 x 120	555 x 355 x 115	yellow
5311.24.rot	600 x 400 x 120	555 x 355 x 115	red
5311.34.gelb	600 x 400 x 170	555 x 355 x 165	yellow
5311.34.rot	600 x 400 x 170	555 x 355 x 165	red
5311.42.gelb	600 x 400 x 220	555 x 355 x 215	yellow
5311.42.rot	600 x 400 x 220	555 x 355 x 215	red

NEWBOX IDP Lid



Lid for NEWBOX Euro containers IDP electrostatically dissipative

In compliance with ESD standard DIN EN 61340-5-1 

dpvlink 8464

Article	Type	L [mm]	W [mm]	Color
NEWBOX IDP Lid				
5311.32.S.gelb	Hinged lid	300	200	yellow
5311.32.S.rot	Hinged lid	300	200	red
5311.43.gelb	Lid with hook	400	300	yellow
5311.43.rot	Lid with hook	400	300	red
5311.64.gelb	Lid with hook	600	400	yellow
5311.64.rot	Lid with hook	600	400	red

NEWBOX Closures



Accessories for NEWBOX Euro containers, snap lock and slide closure, electrostatically volume conductive

dpvlink 808

Article	Type
5310.99.1	NEWBOX snap lock/white
5310.99.3	NEWBOX slide closure/black (conductive)

Accessories for ESD containers

Labelling for containers


Labelling for containers

For all Euro container types:

dpvlink 812	Article Type	Image	QR Code
	9980.005.000 Label clamp for the attachment to container ribs, width 20 mm, galvanized metal		
	051886 Label clamp for attaching on container ribs, width 30 mm, galvanized metal		
	051887 Label holder, transparent 102 x 65 mm / 90 x 52 mm outside / inside self-adhesive		
	051887-1 Label holder, transparent 184 x 98 mm or 155 x 85 mm outside / inside self-adhesive		
	5221.IDP.700 ESD Label holder IDP-STAT® PVC DIN A 5; 158 x 210 x 0,7mm; back width 22 mm; for mounting on transport containers; PU= 5 pieces		
	5221.4.IDP.250 ESD label holder IDP-STAT, transparent, readable barcode 118 x 80 x 0.25 mm (LxWxH), self-adhesive front and back IDP-STAT film		
	5221.5.IDP.250.N ESD Label pocket IDP-STAT, self-adhesive 118 x 74 x 0.25 mm (LxWxH), self-adhesive, front IDP-STAT film, back insulating film		
	9980.039.000 Label holder, transparent 156 x 115 mm, self-adhesive		

dpvlink 812	Article Type	Image	QR Code
	9980.050.000 Label holder, transparent 115 x 83 mm, self-adhesive		
	3015.203.075.IDP ESD KANBAN Protective pocket IDP-STAT, transparent Protective pocket 203x75 mm, 1 side open PU = 25 pieces		
	9980.xxxx Printing / hot stamping Printing / hot stamping on Euro container and lid		


Parting inserts and partitions / interlayers



In our product range you will find a wide selection of interlayers and parting inserts (partitions) for the use in transport containers. The combination is ideal for transporting different components susceptible to ESD. Available in 3 different materials for various requirements




PP cavity material:

- made of extruded polypropylene (PP) 
- high abrasion resistance
- low weight




PS solid material:

- made of polystyrene (PS) 
- high abrasion resistance
- high stability



PE foam:

- made of polyethylene foam (PE) 
- abrasion-resistant and corrosion-free
- very low weight



Our **standard dimensions** are based on the **most commonly used Euro transport containers**.

If you don't find what you are looking for among our standard dimensions, please don't hesitate to ask us for **customer-specific dimensions**.



Individual solutions - configure online

Configurator for parting inserts

Material: Polypropylene (PP)




For the use in transport containers to transport or store electronic components in an organized manner and in layers

Fix your products and **protect them against damage during transportation**. The interlayers of **lightweight polypropylene** with cavities provide additional stability for your containers equipped with partitions.




Technical data for standard versions

Lateral length container:	- 300 / 400 / 600 / 800 mm
Thicknesses:	- 3.0 mm (weight 600g/m ²) - 3.5 mm extra sturdy (weight 800g/m ²)

- available in different dimensions with different cut-outs
- electrostatically volume conductive
- In compliance with ESD standard DIN EN 61340-5-1 

Handhold cut-outs for easier removal from Euro containers available in 3 versions:

- Standard: 2 corners sloped
- Type A: 2 handhold cut-outs semicircular 34 X 17 mm
- Type C: 2 grip holes round 30 mm



Interlayers PP

PP Interlayers for transport containers 3.0 mm



Cavity material, extruded polypropylene (PP), high abrasion resistance, thickness 3.0 mm, weight 600 g/m²



dpvlink 15146



Article	Dimensions LxW [mm]	Thickness [mm]	Type
for Euro containers 400 x 300 mm			
050.230	353 x 253	3.0	Standard type D
050.231.A-30	353 x 253	3.0	Type A
050.233.C-30	353 x 253	3.0	Type C
050.230.PE.3	353 x 253	6.0	Standard type D + PE
for KLT container 400 x 300 mm			
050.230.KLT	340 x 260	3.0	Standard type D
for Euro containers 600 x 400 mm			
050.235	553 x 353	3.0	Standard type D
050.236.A-30	553 x 353	3.0	Type A
050.238.C-30	553 x 353	3.0	Type C
050.235.PE.3	550 x 350	6.0	Standard type D + PE
050.235.PE.6	550 x 350	9.0	Standard type D + PE
for KLT containers 600 x 400 mm			
050.235.KLT	540 x 360	3.0	Standard type D
for Euro containers 800 x 600 mm			
050.215.D-30	753 x 553	3.0	Standard type D
050.215.A-30	753 x 553	3.0	Type A
Cuttings / customer-specific manufacture			
050.201.PP30.Z	- x -	3.0	

Cuttings, customer-specific manufacture available on request

PP Interlayers for transport containers thickness 3.5 mm



Cavity material, extruded polypropylene (PP), high abrasion resistance, thickness 3.5 mm, weight 800 g/m² (extra stable)



dpvlink 705



Article	Dimensions LxW [mm]	Thickness [mm]	Type
for Euro containers 400 x 300 mm			
050.230.D-35	353 x 253	3.5	Standard type D
050.231.A-35	353 x 253	3.0	Type A
050.233.C-35	353 x 253	3.5	Type C
for Euro containers 600 x 400 mm			
050.235.D-35	553 x 353	3.5	Standard type D
050.236.A-35	553 x 353	3.5	Type A
050.238.C-35	553 x 353	3.5	Type C
for Euro containers 800 x 600 mm			
050.215.D-35	753 x 553	3.5	Standard type D
050.215.A-35	753 x 553	3.5	Type A
Cuttings / customer-specific manufacture			
050.201.PP35.Z	- x -	3.5	

Cuttings, customer-specific manufacture available on request



Individual solutions - configure online
Configurator for interlayers

dpvlink KonZ

Partitions / parting inserts PP



In order to satisfy the constantly increasing requirements in electronics manufacturing you must **protect your components against electrostatic discharge**. The **ESD-safe parting inserts** for Euro containers complete your workstation.

Parting inserts facilitate the removal of components to be processed from containers. Cut-outs can be adapted **to your requirements**. You will find **hereinafter our standard parting inserts** for the most common applications.

Technical data for standard versions

- Lateral length container:
 - 300 / 400 / 600 mm outside
 - 253 / 353 / 553 mm inside
- Partition heights:
 - 80 / 120 / 180 mm
- Thicknesses:
 - 3.0 mm (weight 600g/m²)
 - 3.5 mm extra sturdy (weight 800g/m²)

- available with different raster widths/numbers of subdivisions
- electrostatically volume conductive
- In compliance with ESD standard DIN EN 61340-5-1 ⚡

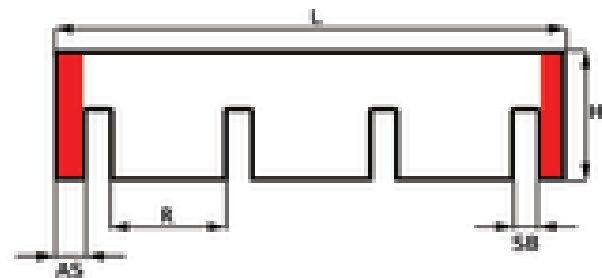


customizable

Upon request - Standard partitions

- **specific heights between 30 - 600 mm**
- **handhold cut-outs**

Also for KLT containers



- H = Partition height (80, 120 or 180 mm)
- L = Partition length (253, 353 or 553 mm)
- G = Grid spacing
- AS = External support (if existing)
- SW = Slot width

In case of high Euro containers **we recommend parting inserts and additionally interlayers** that can be manufactured with cut-outs allowing a **quick and easy removal of the components**.



Standard PP partitions, height 80 mm



PP partitions 253 x 80 x 3 mm, for Euro containers 400 x 300 mm



dpvlink 14878

Article	Compartments	Grid spacing [mm]	Slots	AS
050.239.080.20	11	20	10	no
050.239.080.10.AS	17	10	18	yes
050.239.080.20.A	10	20	11	yes
050.239.080.28	8	28	7	no
050.239.080.39	6	39	5	no
050.239.080.47	5	47	4	no
050.239.080.60	4	60	3	no
050.239.080.72	3	72	4	yes
050.239.080.110	2	110	3	yes
050.239.080.215	1	215	2	yes



Standard PP partitions, height 80 mm



PP partitions 353 x 80 x 3 mm, for Euro containers 600 x 400 mm / 400 x 300 mm



dpvlink 14868

Article	Compartments	Grid spacing [mm]	Slots	AS
050.240.080.20	15	20	14	no
050.240.080.20.A	14	20	15	yes
050.240.080.32	10	32	9	no
050.240.080.41	8	41	7	no
050.240.080.55	6	55	5	no
050.240.080.67	5	67	4	no
050.240.080.78	4	78	5	yes
050.240.080.105	3	105	4	yes
050.240.080.159	2	159	3	yes
050.240.080.317	1	317	2	yes



Standard PP partitions, height 80 mm



PP partitions 553 x 80 x 3 mm, for Euro containers 600 x 400 mm



dpvlink 14855

Article	Compartments	Grid spacing [mm]	Slots	AS
050.241.080.10.AS	40	10	41	yes
050.241.080.20	24	20	23	no
050.241.080.20.AS	23	20	24	yes
050.241.080.23.A	20	23	21	yes
050.241.080.34	15	34	14	no
050.241.080.43	12	43	11	no
050.241.080.52	10	52	9	no
050.241.080.66	8	66	7	no
050.241.080.76	7	76	6	no
050.241.080.84	6	84	7	yes
050.241.080.101	5	101	6	yes
050.241.080.127	4	127	5	yes
050.241.080.170	3	170	4	yes
050.241.080.257	2	257	3	yes



Other heights from 30-600 mm with cut-outs customizable

Standard PP partitions height 120 mm



PP partitions 253 x 120 x 3 mm, for Euro containers 400 x 300 mm



dpvlink 4070

Article	Compartments	Grid spacing [mm]	Slots	AS
050.239.120.10.AS	17	10	18	yes
050.239.120.20	11	20	10	no
050.239.120.20.A	10	20	11	yes
050.239.120.28	8	28	7	no
050.239.120.39	6	39	5	no
050.239.120.47	5	47	4	no
050.239.120.60	4	60	3	no
050.239.120.72	3	72	4	yes
050.239.120.110	2	110	3	yes
050.239.120.215	1	215	2	yes



Standard PP partitions, height 120 mm



PP partition 353 x 120 x 3 mm, for containers 600 x 400 mm / 400 x 300 mm



dpvlink 4026

Article	Compartments	Grid spacing [mm]	Slots	AS
050.240.120.10.AS	25	10	26	yes
050.240.120.20	15	20	14	no
050.240.120.20.A	14	20	15	yes
050.240.120.32	10	32	9	no
050.240.120.41	8	41	7	no
050.240.120.55	6	55	5	no
050.240.120.67	5	67	4	no
050.240.120.78	4	78	5	yes
050.240.120.105	3	105	4	yes
050.240.120.159	2	159	3	yes
050.240.120.317	1	317	2	yes



Standard PP partitions, height 120 mm



PP partitions, 553 x 120 x 3 mm, for Euro containers 600 x 400 mm



dpvlink 4036

Article	Compartments	Grid spacing [mm]	Slots	AS
050.241.120.10.AS	40	10	41	yes
050.241.120.14.AS	30	14	31	yes
050.241.120.20	24	20	23	no
050.241.120.20.AS	40	20	41	yes
050.241.120.23.A	20	23	21	yes
050.241.120.34	15	34	14	no
050.241.120.43	12	43	11	no
050.241.120.52	10	52	9	no
050.241.120.66	8	66	7	no
050.241.120.76	7	76	6	no
050.241.120.84	6	84	7	yes
050.241.120.101	5	101	6	yes
050.241.120.127	4	127	5	yes
050.241.120.170	3	170	4	yes
050.241.120.257	2	257	3	yes



Other heights from 30-600 mm with cut-outs customizable

Standard PP partition, height 180 mm



PP partition 253 x 180 x 3 mm, for Euro containers 400 x 300 mm



dpvlink 4081



Article	Compartments	Grid spacing [mm]	Slots	AS
050.239.180.10.AS	17	10	18	yes
050.239.180.20	11	20	10	no
050.239.180.20.A	10	20	11	yes
050.239.180.28	8	28	7	no
050.239.180.39	6	39	5	no
050.239.180.47	5	47	4	no
050.239.180.60	4	60	3	no
050.239.180.72	3	72	4	yes
050.239.180.110	2	110	3	yes
050.239.180.215	1	215	2	yes

Standard PP partitions, height 180 mm



PP partitions 353 x 180 x 3 mm, for Euro containers 600 x 400 mm / 400 x 300 mm



dpvlink 4048



Article	Compartments	Grid spacing [mm]	Slots	AS
050.240.180.10.AS	25	10	26	yes
050.240.180.20	15	20	14	no
050.240.180.20.A	14	20	15	yes
050.240.180.32	10	32	9	no
050.240.180.41	8	41	7	no
050.240.180.55	6	55	5	no
050.240.180.67	5	67	4	no
050.240.180.78	4	78	5	yes
050.240.180.105	3	105	4	yes
050.240.180.159	2	159	3	yes
050.240.180.317	1	317	2	yes

Standard PP partitions, height 180 mm



PP partitions 553 x 180 x 3 mm, for Euro containers 600 x 400 mm



dpvlink 4058



Article	Compartments	Grid spacing [mm]	Slots	AS
050.241.180.10.AS	30	10	31	yes
050.241.180.14.AS	30	14	31	yes
050.241.180.20	24	20	23	no
050.241.180.23.A	20	23	21	yes
050.241.180.34	15	34	14	no
050.241.180.43	12	43	11	no
050.241.180.52	10	52	9	no
050.241.180.66	8	66	7	no
050.241.180.76	7	76	6	no
050.241.180.84	6	84	7	yes
050.241.180.101	5	101	6	yes
050.241.180.127	4	127	5	yes
050.241.180.170	3	170	4	yes
050.241.180.257	2	257	3	yes

PP inserts customer-specific



For the use in transport containers to transport or store electronic components in an organized manner and in layers


Extruded polypropylene, cavity profile, high abrasion resistance, light weight (600 g/m²), thickness 3.0 mm (other thicknesses on request), electrostatically volume conductive

In compliance with ESD standard DIN EN 61340-5-1



All partitions can be equipped with block-outs for sight and handles for easier removal of the stored parts.

All partitions can be adapted to any customer-specific application. Even not standardized containers can be easily equipped with parting inserts.



Any raster width and partition height from 15 mm may be implemented depending on customer's request.

Customer-specific parting inserts and partitions may be **produced individually at any time**. Tell us your requirements and we will submit you a non-binding offer.

PP inserts customer-specific



dpvlink 20662



Article
050.200.Spez.PP PP insert customer-specific

Material: Polystyrene (PS)

PS | Material Vollmaterial

For the use in transport containers to transport or store electronic components in an organized manner and in layers


Fix your products and **protect them against damage during transportation**. The interlayers of **lightweight polypropylene** with cavities provide additional stability for your containers equipped with partitions.

EPAstore




Technical data for standard versions

Lateral length container:	- 300 / 400 / 600 mm
Partition height:	- 80 / 120 / 180 mm
Thicknesses:	- 1.5 mm - 1.8 mm - 2.0 mm

- available with different raster widths/numbers of subdivisions
- electrostatically volume conductive
- In compliance with ESD standard DIN EN 61340-5-1 

Handhold cut-outs for easier removal from Euro containers available in 3 versions:

- Standard: 2 corners sloped
- Type A: 2 handhold cut-outs semicircular 34 x 17 mm
- Type C: 2 grip holes round 30 mm



Individual solutions - configure online

Configurator for interlayers

Interlayers PS

PS Interlayers for transport containers thickness 1.5 mm



Solid material, polystyrene (PS), high abrasion resistance, thickness 1.5 mm



dpvlink 15144

Article	Dimensions LxW [mm]	Thickness [mm]	Type
for Euro containers 400 x 300 mm			
050.330.D-15	353 x 253	1.5	Standard type D
050.331.A-15	353 x 253	1.5	Type A
050.333.C-15	353 x 253	1.5	Type C
for Euro containers 600 x 400 mm			
050.335.D-15	553 x 353	1.5	Standard type D
050.336.A-15	553 x 353	1.5	Type A
050.338.C-15	553 x 353	1.5	Type C

Cuttings / customer-specific manufacture

050.301.PS15.Z	- x -	1.5	
----------------	-------	-----	--

Cuttings, customer-specific manufacture available on request

PS Interlayers for transport containers thickness 1.8 mm



Solid material, polystyrene (PS), high abrasion resistance, thickness 1.8 mm



dpvlink 15145

Article	Dimensions LxW [mm]	Thickness [mm]	Type
for Euro containers 400 x 300 mm			
050.330.D-18	353 x 253	1.8	Standard type D
050.331.A-18	353 x 253	1.8	Type A
050.333.C-18	353 x 253	1.8	Type C
for Euro containers 600 x 400 mm			
050.335.D-18	553 x 353	1.8	Standard type D
050.336.A-18	553 x 353	1.8	Type A
050.338.C-18	553 x 353	1.8	Type C

Cuttings / customer-specific manufacture

050.301.PS18.Z	- x -	1.8	
----------------	-------	-----	--

Cuttings, customer-specific manufacture available on request

PS Interlayers for transport containers thickness 2.0 mm



Solid material, polystyrene (PS), high abrasion resistance, thickness 2.0 mm



dpvlink 15109


Article	Dimensions LxW [mm]	Thickness [mm]	Type
for Euro containers 400 x 300 mm			
050.330.D-20	353 x 253	2.0	Standard type D
050.331.A-20	353 x 253	2.0	Type A
050.333.C-20	353 x 253	2.0	Type C
for Euro containers 600 x 400 mm			
050.335.D-20	553 x 353	2.0	Standard type D
050.336.A-20	553 x 353	2.0	Type A
050.338.C-20	553 x 353	2.0	Type C

Cuttings / customer-specific manufacture

050.301.PS20.Z	- x -	2.0	
----------------	-------	-----	--

Cuttings, customer-specific manufacture available on request

Partitions / parting inserts PS




In order to satisfy the constantly increasing requirements in electronics manufacturing you must **protect your components against electrostatic discharge**. The **ESD-safe parting inserts** for Euro containers complete your workstation.

Parting inserts facilitate the removal of components to be processed from containers. Cut-outs can be adapted **to your requirements**. You will find **hereinafter our standard parting inserts** for the most common applications.

Technical data for standard versions

- Lateral length container: - 300 / 400 / 600 mm outside
- 253 / 353 / 553 mm inside
- Partition heights: - 80 / 120 / 180 mm
- Thicknesses: - 1.5 mm
- 1.8 mm
- 2.0 mm

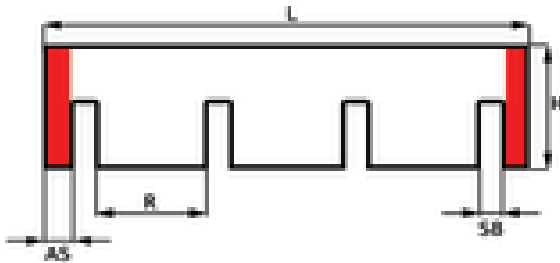
- available with different raster widths/numbers of subdivisions
- electrostatically volume conductive
- In compliance with ESD standard DIN EN 61340-5-1



Upon request - Standard partitions

- specific heights between 30 - 600 mm
- handheld cut-outs

Also for KLT containers



- H = Height of the parting insert (80, 120 or 180 mm)
- L = Length of the parting insert (253, 353 or 553 mm)
- G = Grid spacing
- ES = External support (if existing)
- SW = Slot width



In case of high Euro containers we **recommend parting inserts and additionally interlayers** that can be manufactured with cut-outs allowing a **quick and easy removal of the components**.

Standard PS partitions, height 80 mm



PS partition 253 x 80 x 2.0 mm, for Euro containers 400 x 300 mm



dpvlink 14937

Article	Compartments	Grid spacing [mm]	Slots	AS
050.339.080.20	11	20	10	no
050.339.080.29	8	29	7	no
050.339.080.39	6	39	5	no
050.339.080.48	5	48	4	no
050.339.080.61	4	61	3	no
050.339.080.72	3	72	4	yes
050.339.080.110	2	110	3	yes
050.339.080.215	1	215	2	yes



Standard PS partitions, height 80 mm



PS partition 353 x 80 x 2.0 mm, for Euro containers 600 x 400 mm / 400 x 300 mm



dpvlink 14964

Article	Compartments	Grid spacing [mm]	Slots	AS
050.340.080.20	15	20	14	no
050.340.080.32	10	32	9	no
050.340.080.41	8	41	7	no
050.340.080.55	6	55	5	no
050.340.080.68	5	68	4	no
050.340.080.78	4	78	5	yes
050.340.080.105	3	105	4	yes
050.340.080.159	2	159	3	yes
050.340.080.317	1	317	2	yes



Standard PS partitions, height 80 mm



PS partitions 553 x 80 x 2.0 mm, for Euro containers 600 x 400 mm



dpvlink 14994

Article	Compartments	Grid spacing [mm]	Slots	AS
050.341.080.20	24	20	23	no
050.341.080.23	20	23	21	yes
050.341.080.34	15	34	14	no
050.341.080.43	12	43	11	no
050.341.080.52	10	52	9	no
050.341.080.66	8	66	7	no
050.341.080.76	7	76	6	no
050.341.080.84	6	84	7	yes
050.341.080.101	5	101	6	yes
050.341.080.127	4	127	5	yes
050.341.080.170	3	170	4	yes
050.341.080.257	2	257	3	yes



Other heights from 30-600 mm with cut-outs customizable



Individual solutions - configure online
Configurator for parting inserts


Standard PS partitions, height 120 mm



PS partition 253 x 120 x 2.0 mm, for Euro containers 400 x 300 mm



dpvlink 14946

Article	Compartments	Grid spacing [mm]	Slots	AS	
050.339.120.20	11	20	10	no	
050.339.120.29	8	29	7	no	
050.339.120.39	6	39	5	no	
050.339.120.48	5	48	4	no	
050.339.120.61	4	61	3	no	
050.339.120.72	3	72	4	yes	
050.339.120.110	2	110	3	yes	
050.339.120.215	1	215	2	yes	


Standard PS partitions, height 120 mm



PS partition 353 x 120 x 2.0 mm, for Euro containers 600 x 400 mm / 400 x 300 mm



dpvlink 14974

Article	Compartments	Grid spacing [mm]	Slots	AS	
050.340.120.20	15	20	14	no	
050.340.120.32	10	32	9	no	
050.340.120.41	8	41	7	no	
050.340.120.55	6	55	5	no	
050.340.120.68	5	68	4	no	
050.340.120.78	4	78	5	yes	
050.340.120.105	3	105	4	yes	
050.340.120.159	2	159	3	yes	
050.340.120.317	1	317	2	yes	


Standard PS partitions, height 120 mm



PS partition 553 x 120 x 2.0 mm, for Euro containers 600 x 400 mm



dpvlink 15007

Article	Compartments	Grid spacing [mm]	Slots	AS	
050.341.120.20	24	20	23	no	
050.341.120.23	20	23	21	yes	
050.341.120.34	15	34	14	no	
050.341.120.43	12	43	11	no	
050.341.120.52	10	52	9	no	
050.341.120.66	8	66	7	no	
050.341.120.76	7	76	6	no	
050.341.120.84	6	84	7	yes	
050.341.120.101	5	101	6	yes	
050.341.120.127	4	127	5	yes	
050.341.120.170	3	170	4	yes	
050.341.120.257	2	257	3	yes	

Other heights from 30-600 mm with cut-outs customizable


Standard PS partitions, height 180 mm



PS partition 253 x 180 x 2.0 mm, for Euro containers 400 x 300 mm



dpvlink 14955

Article	Compartments	Grid spacing [mm]	Slots	AS	
050.339.180.20	11	20	10	no	
050.339.180.29	8	29	7	no	
050.339.180.39	6	39	5	no	
050.339.180.48	5	48	4	no	
050.339.180.61	4	61	3	no	
050.339.180.72	3	72	4	yes	
050.339.180.110	2	110	3	yes	
050.339.180.215	1	215	2	yes	


Standard PS partitions, height 180 mm



PS partition 353 x 180 x 2.0 mm, for Euro containers 600 x 400 mm / 400 x 300 mm



dpvlink 14984

Article	Compartments	Grid spacing [mm]	Slots	AS	
050.340.180.20	15	20	14	no	
050.340.180.32	10	32	9	no	
050.340.180.41	8	41	7	no	
050.340.180.55	6	55	5	no	
050.340.180.68	5	68	4	no	
050.340.180.78	4	78	5	yes	
050.340.180.105	3	105	4	yes	
050.340.180.159	2	159	3	yes	
050.340.180.317	1	317	2	yes	


Standard PS partitions, height 180 mm



PS partition 553 x 180 x 2.0 mm, for Euro containers 600 x 400 mm



dpvlink 15019

Article	Compartments	Grid spacing [mm]	Slots	AS	
050.341.180.20	24	20	23	no	
050.341.180.23	20	23	21	yes	
050.341.180.34	15	34	14	no	
050.341.180.43	12	43	11	no	
050.341.180.52	10	52	9	no	
050.341.180.66	8	66	7	no	
050.341.180.76	7	76	6	no	
050.341.180.84	6	84	7	yes	
050.341.180.101	5	101	6	yes	
050.341.180.127	4	127	5	yes	
050.341.180.170	3	170	4	yes	
050.341.180.257	2	257	3	yes	

PS inserts customer-specific



For the use in transport containers to transport or store electronic components in an organized manner and in layers

Solid material, polystyrene (PS), high abrasion resistance, electrostatically volume conductive


In compliance with ESD standard DIN EN 61340-5-1 ⚠️

Standard thickness: 2.0 mm
other thicknesses: 1.5 mm, 1.8 mm



All partitions can be equipped with block-outs for sight and handles for easier removal of the stored parts.

All partitions can be adapted to any customer-specific application. Even not standardized containers can be easily equipped with parting inserts.



Any raster width and partition height from 15 mm can be implemented depending on customer's request.

Customer-specific parting inserts and partitions can be produced individually at any time. Tell us your requirements and we will submit you a non-binding offer.

PS inserts customer-specific



dpvlink 20664

Article


050.300.Spez.PS PS insert customer-specific



Material: Polyethylene foam (PE)

Interlayers PE

PE foam interlayers, dissipative



EPAstore

PE foam is electrostatically dissipative, partially with skin, cross-linked, closed-cell, corrosion-free, abrasion-resistant.
Color: black

Suitable as:

- pin-insertion foam
- interlayers for containers
- partitions for containers
- workstation pad

In compliance with ESD standard DIN EN 61340-5-1 ⚠️



dpvlink 700

Article	L [mm]	W [mm]	Thickness [mm]
4550.03.0153	253	153	3
4550.03.0253	353	253	3
4550.03.0255.KLT	340	255	3
4550.03.0300	300	300	3
4550.03.0353	553	353	3
4550.03.0355.KLT	540	355	3
4550.03.Z		Cutting	3
4550.06.0153	253	153	3
4550.06.0253	353	253	6
4550.06.0255.KLT	340	255	6
4550.06.0300	300	300	6
4550.06.0353	553	353	6
4550.06.0355.KLT	540	355	6
4550.06.0550	750	550	6
4550.06.Z		Cutting	6
4550.10.0253	353	253	10
4550.10.0255.KLT	340	255	10
4550.10.0353	553	353	10
4550.10.0355.KLT	540	355	10
4550.10.0550	750	550	10
4550.10.Z		Cutting	10



PE foam plates, dissipative



dpvlink 702

Article	L [mm]	W [mm]	Thickness [mm]
4550.03.1000	1000	1000	3
4550.03.1500	1500	1000	3
4550.06.1000	1000	1000	6
4550.06.1500	1500	1000	6
4550.10.1000	1000	1000	10
4550.10.1500	1500	1000	10





further thicknesses, cuttings and assemblies available on request -

PE inserts customer-specific

Partitions made of polyethylene foam are very lightweight, abrasion-resistant and corrosion-free, and at the same time electrostatically volume conductive. Ideal for very sensitive assemblies.

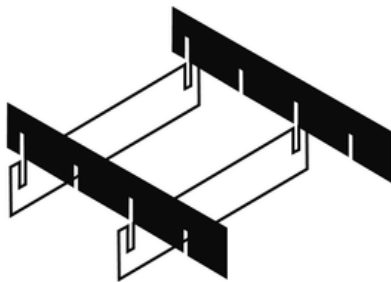
Partitions for the subdivision of containers in any compartment size.



In compliance with ESD standard DIN EN 61340-5-1 

All partitions may be adapted to any customer-specific application. Even non-standardized containers can easily be equipped with parting inserts.

Customer-specific parting inserts and partitions can be produced individually at any time. Tell us your requirements and we will submit you a non-binding offer.



Easy assembly facilitates the adaption of the partitions to all applications. **Ideal for very sensitive assemblies.**

PE insert customer-specific



[dpvlink 20666](#)

Article

050.500.Spez.PE PE insert customer-specific



EPAstore

EPAstore® Individual packaging solutions

Our online tools for a quick and simple determination of the interlayers and partitions you need.

Select from the directly displayed standard solutions or use the integrated request function.

There is no need to download an application – it works on PC, notebook or smartphone.





Configurator for interlayers

[dpvlink KonZ](#)



Configurator for parting inserts/partitions

[dpvlink KonG](#)

Visit our online shop and simply configure your packaging solution

- Easy to use and direct request via tool
- Immediate visualization of your desired product
- Standard or individual solution
- Large selection of materials and thicknesses
- Browser-driven tool for PC, tablet or smartphone



PP

PS

PE



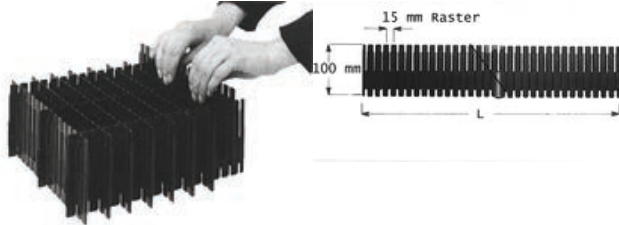
Parting inserts, others

Parting inserts / plug-in dividers "DIVIPRINT"



Electrically conductive plug-in system for container subdivision. The parting inserts can be easily cut to the requested length.

Material: polystyrene, electrostatically volume conductive, black
In compliance with ESD standard DIN EN 61340-5-1



dpvlink 4021

Article Abmessung LxH [mm]

Parting inserts / plug-in dividers "DIVIPRINT"

050.250	551 x 100 x 100
050.251	351 x 100 x 100
050.252	255 x 100 x 100



Parting inserts WEZ



Pluggable inserts for the individual container subdivision
Thickness: 3 mm



In compliance with ESD standard DIN EN 61340-5-1

dpvlink 15057

Article Abmessung LxH [mm]

Parting inserts WEZ


2610.003.992	258 x 100 / 258100
3610.003.992	358 x 100 / 358100
5610.003.992	358 x 200 / 558100
3620.003.992	558 x 100 / 358200
5620.003.992	558 x 200 / 558200



Vacuum-formed inserts

All inserts are made of electrically conductive material (Liatstat).

Vacuum-formed inserts T-263




- suitable for containers 600x400
- two-way stacking
- recessed grip
- 208 cavities 26x18x15 mm
-

dpvlink 18936

Article	L [mm]	W [mm]	H [mm]
032.T-263	553	353	37



Vacuum-formed inserts T-230




- suitable for containers 400x300
- recessed grip
- 35 grooves 35x35x15 mm
-

dpvlink 18900

Article	L [mm]	W [mm]	H [mm]
032.T-230	355	253	21



Vacuum-formed inserts T-2113




- suitable for containers 400x300
- two-way stacking
- recessed grip
- 50 cavities 42x22x21 mm

dpvlink 19018

Article	L [mm]	W [mm]	H [mm]
032.T-2113	350	250	26



Vacuum-formed inserts T-245




- suitable for containers 600x400
- two-way stacking
- recessed grip
- 78 cavities 50x31x10 mm
-

dpvlink 18902

Article	L [mm]	W [mm]	H [mm]
032.T-245	553	353	245



Vacuum-formed inserts T-2105




- suitable for containers 600x400
- two-way stacking
- recessed grip
- 40 cavities 57x30x7 mm
-


dpvlink 18938

Article	L [mm]	W [mm]	H [mm]
032.T-2105	552	352	17



Vacuum-formed inserts T-244



- suitable for containers 400x300
- two-way stacking
- recessed grip
- 20 cavities 57x46x15 mm
- 


dpvlink 18904

Article	L [mm]	W [mm]	H [mm]
032.T-244	355	253	20



Vacuum-formed inserts T-235



- suitable for containers 600x400
- two-way stacking
- recessed grip
- 24 cavities 59x51x34 mm
- 


dpvlink 18906

Article	L [mm]	W [mm]	H [mm]
032.T-235	555	355	47



Vacuum-formed inserts T-2106




- suitable for containers 600x400
- two-way stacking
- recessed grip
- 60 cavities 63x21x7 mm
- 


dpvlink 18940

Article	L [mm]	W [mm]	H [mm]
032.T-2106	552	352	17



Vacuum-formed inserts T-236




- suitable for containers 600x400
- two-way stacking
- recessed grip
- 20 cavities 77x59x34 mm
- 


dpvlink 18908

Article	L [mm]	W [mm]	H [mm]
032.T-236	555	355	47



Vacuum-formed inserts T-231




- suitable for containers 400x300
- recessed grip
- 15 cavities 80x35x20 mm
- 


dpvlink 18910

Article	L [mm]	W [mm]	H [mm]
032.T-231	355	253	26



Vacuum-formed inserts T-240




- suitable for containers 600x400
- two-way stacking
- recessed grip
- 21 cavities 85x65x17 mm
- 


dpvlink 18912

Article	L [mm]	W [mm]	H [mm]
032.T-240	553	353	29



Vacuum-formed inserts T-232




- suitable for containers 400x300
- recessed grip
- 12 cavities 90x50x20 mm
- 


dpvlink 18914

Article	L [mm]	W [mm]	H [mm]
032.T-232	355	253	25



Vacuum-formed inserts T-2100




- suitable for containers 400x300
- two-way stacking
- recessed grip
- 15 cavities 90x40x23 mm
- 


dpvlink 18928

Article	L [mm]	W [mm]	H [mm]
032.T-2100	358	258	68



Vacuum-formed inserts T-241




- suitable for containers 600x400
- two-way stacking
- recessed grip
- 21 cavities 94x65x35 mm
- 


dpvlink 18916

Article	L [mm]	W [mm]	H [mm]
032.T-241	553	353	46



Vacuum-formed inserts T-242




- suitable for containers 600x400
- two-way stacking
- recessed grip
- 27 cavities 107x47x22 mm
- 

dpvlink 18918

Article	L [mm]	W [mm]	H [mm]
032.T-242	553	353	40



Vacuum-formed inserts T-2114




- suitable for containers 600x400
- two-way stacking
- recessed grip
- 16 cavities 108x73x31 mm

dpvlink 19020

Article	L [mm]	W [mm]	H [mm]
032.T-2114	555	355	40



Vacuum-formed inserts T-246




- suitable for containers 600x400
- two-way stacking
- recessed grip
- 12 cavities 112x106x35 mm
- ⚠

dpvlink 18920

Article	L [mm]	W [mm]	H [mm]
032.T-246	553	353	44



Vacuum-formed inserts T-233




- suitable for containers 600x400
- recessed grip
- 15 cavities 135x50x10 mm
- ⚠

dpvlink 18922

Article	L [mm]	W [mm]	H [mm]
032.T-233	550	350	17



Vacuum-formed inserts T-234




- suitable for containers 600x400
- recessed grip
- 42 cavities 145x15x10 mm
- ⚠

dpvlink 18924

Article	L [mm]	W [mm]	H [mm]
032.T-234	550	350	17



Vacuum-formed inserts T-2103




- suitable for containers 600x400
- two-way stacking
- 12 cavities 154x80x37 mm
- ⚠

dpvlink 18934

Article	L [mm]	W [mm]	H [mm]
032.T-2103	548	352	46



Vacuum-formed inserts T-2102



- suitable for containers 600x400
- 6 cavities 170x155x36 mm
- ⚠

dpvlink 18932

Article	L [mm]	W [mm]	H [mm]
032.T-2102	548	352	42



Vacuum-formed inserts T-2107




- suitable for containers 400x300
- 7 cavities 189x35x41 mm
- ⚠

dpvlink 18942

Article	L [mm]	W [mm]	H [mm]
032.T-2107	362	263	43



Vacuum-formed inserts T243




- suitable for containers 600x400
- two-way stacking
- recessed grip
- 7 cavities 244x90x2 mm
- ⚠

dpvlink 18926

Article	L [mm]	W [mm]	H [mm]
032.T-243	553	353	38



Vacuum-formed inserts T-298




- suitable for containers 600x400
- two-way stacking
- recessed grip
- 6 cavities 238x102x52 mm
- ⚠

dpvlink 18944

Article	L [mm]	W [mm]	H [mm]
032.T-298	553	353	55



Vacuum-formed inserts T-2108




- suitable for containers 600x400
- two-way stacking
- 4 cavities 255x135x50 mm
- ⚠


dpvlink 18946

Article	L [mm]	W [mm]	H [mm]
032.T-2108	550	350	55



Vacuum-formed inserts T-2101



- suitable for containers 600x400
- 2 cavities 278x233x36 mm
- 


dpvlink 18930



Article	L [mm]	W [mm]	H [mm]
032.T-2101	550	350	43

Vacuum-formed inserts T-2109




- suitable for containers 600x400
- two-way stacking
- 3 cavities 295x135x55 mm
- 


dpvlink 18948



Article	L [mm]	W [mm]	H [mm]
032.T-2109	550	350	58

Vacuum-formed inserts T-276




- suitable for containers 400x300
- two-way stacking
- recessed grip
- 320 cavities \varnothing 7x15 mm
- 


dpvlink 18950



Article	L [mm]	W [mm]	H [mm]
032.T-276	352	252	20

Vacuum-formed inserts T-278




- suitable for containers 400x300
- two-way stacking
- recessed grip
- 100 cavities \varnothing 13,5x35 mm
- 


dpvlink 18952



Article	L [mm]	W [mm]	H [mm]
032.T-278	330	242	43

Vacuum-formed inserts T-280




- suitable for containers 400x300
- two-way stacking
- recessed grip
- 70 cavities \varnothing 15x38 mm
- 


dpvlink 18954



Article	L [mm]	W [mm]	H [mm]
032.T-280	352	252	40

Vacuum-formed inserts T-281




- suitable for containers 400x300
- recessed grip
- 48 cavities \varnothing 16x15 mm
- 


dpvlink 18956



Article	L [mm]	W [mm]	H [mm]
032.T-281	352	252	17

Vacuum-formed inserts T-282




- suitable for containers 400x300
- recessed grip
- 80 cavities \varnothing 17x14 mm
- 


dpvlink 18958



Article	L [mm]	W [mm]	H [mm]
032.T-282	352	252	18

Vacuum-formed inserts T-285




- suitable for containers 400x300
- two-way stacking
- recessed grip
- 86 cavities \varnothing 19x30 mm
- 


dpvlink 18964



Article	L [mm]	W [mm]	H [mm]
032.T-285	331	245	35

Vacuum-formed inserts T-286




- suitable for containers 400x300
- 35 cavities \varnothing 20x25 mm
- 


dpvlink 18968



Article	L [mm]	W [mm]	H [mm]
032.T-286	331	245	40

Vacuum-formed inserts T-287




- suitable for containers 400x300
- 76 cavities \varnothing 22x20 mm
- 

dpvlink 18972



Article	L [mm]	W [mm]	H [mm]
032.T-287	331	245	21

Vacuum-formed inserts T-289




- suitable for containers 600x400
- 88 cavities ø 22.5x15 mm
-

dpvlink 18976



Article	L [mm]	W [mm]	H [mm]
032.T-289	421	311	30

Vacuum-formed inserts T-291




- suitable for containers 600x400
- 88 cavities ø25x30 mm
-

dpvlink 18980



Article	L [mm]	W [mm]	H [mm]
032.T-291	421	311	31

Vacuum-formed inserts T-270



- suitable for containers 400x300
- recessed grip
- 56 cavities ø30x15 mm
-

dpvlink 18982



Article	L [mm]	W [mm]	H [mm]
032.T-270	352	252	17

Vacuum-formed inserts T-294




- suitable for containers 600x400
- 54 cavities ø 33x30 mm
-

dpvlink 18986



Article	L [mm]	W [mm]	H [mm]
032.T-294	421	311	35

Vacuum-formed inserts T-295




- suitable for containers 400x300
- two-way stacking
- recessed grip
- 35 cavities ø35x30 mm
-

dpvlink 18990



Article	L [mm]	W [mm]	H [mm]
032.T-295	352	252	34

Vacuum-formed inserts T-247




- suitable for containers 600x400
- two-way stacking
- recessed grip
- 96 cavities ø 35x35 mm
-

dpvlink 18992



Article	L [mm]	W [mm]	H [mm]
032.T-247	562	363	43

Vacuum-formed inserts T-2112




- suitable for containers 400x300
- two-way stacking
- recessed grip
- 35 cavities ø35x37 mm
-

dpvlink 18988



Article	L [mm]	W [mm]	H [mm]
032.T-2112	350	255	73

Vacuum-formed inserts T-271




- suitable for containers 400x300
- recessed grip
- 35 grooves ø35.5x15 mm
-

dpvlink 18994



Article	L [mm]	W [mm]	H [mm]
032.T-271	352	252	17

Vacuum-formed inserts T-272




- suitable for containers 400x300
- recessed grip
- 35 grooves ø 37.5x6 mm
-

dpvlink 18996



Article	L [mm]	W [mm]	H [mm]
032.T-272	352	252	14

Vacuum-formed inserts T-296




- suitable for containers 600x400
- 35 cavities ø40.5x35 mm
-


dpvlink 18998



Article	L [mm]	W [mm]	H [mm]
032.T-296	421	311	42

Vacuum-formed inserts T-249



- suitable for containers 600x400
- two-way stacking
- recessed grip
- 70 cavities $\varnothing 42 \times 32$ mm
- 


dpvlink 19000

Article	L [mm]	W [mm]	H [mm]
032.T-249	553	353	36



Vacuum-formed inserts T-273



- suitable for containers 400x300
- recessed grip
- 20 cavities $\varnothing 50 \times 15$ mm
- 


dpvlink 19002

Article	L [mm]	W [mm]	H [mm]
032.T-273	352	252	17



Vacuum-formed inserts T-248



- suitable for containers 600x400
- two-way stacking
- recessed grip
- 40 cavities $\varnothing 60 \times 42$ mm
- 


dpvlink 19004

Article	L [mm]	W [mm]	H [mm]
032.T-248	562	363	50



Vacuum-formed inserts T-274



- suitable for containers 400x300
- recessed grip
- 12 cavities $\varnothing 67 \times 15$ mm
- 


dpvlink 19006

Article	L [mm]	W [mm]	H [mm]
032.T-274	352	252	17



Vacuum-formed inserts T-237




- suitable for containers 600x400
- recessed grip
- 78 cavities $\varnothing 70 \times 30$ mm
- 


dpvlink 19008

Article	L [mm]	W [mm]	H [mm]
032.T-237	550	350	38



Vacuum-formed inserts T-275




- suitable for containers 400x300
- recessed grip
- 6 cavities $\varnothing 85 \times 15$ mm
- 


dpvlink 19010

Article	L [mm]	W [mm]	H [mm]
032.T-275	352	252	17



Vacuum-formed inserts T-297



- suitable for containers 600x400
- 11 cavities $\varnothing 100 \times 20$ mm
- 


dpvlink 19012

Article	L [mm]	W [mm]	H [mm]
032.T-297	562	363	25



Vacuum-formed inserts T-238




- suitable for containers 600x400
- recessed grip
- 12 cavities $\varnothing 100 \times 30$ mm
- 


dpvlink 19014

Article	L [mm]	W [mm]	H [mm]
032.T-238	550	350	17



Vacuum-formed inserts T-239



- suitable for containers 600x400
- two-way stacking
- recessed grip
- 6 cavities $\varnothing 160 \times 20$ mm
- 

dpvlink 19016


Article	L [mm]	W [mm]	H [mm]
032.T-239	550	350	31



Pallets for small PCBs



ESD pallets for small PCBs, electrostatically volume conductive

In compliance with ESD standard
DIN EN 61340-5-1 

dpvlink 5486

Article	Type
052.601	Pallet for 16 PCBs, max. 105 x 50 mm fixed Dimensions: 250 x 350 x 30 mm / DxWxH
052.602	Pallet for 15 PCBs, max. 100 x 40 mm Dimensions: 250 x 350 x 30 mm / DxWxH
052.603	Pallet for 45 PCBs, max. 50 x 30 mm Dimensions: 250 x 350 x 23 mm / DxWxH



ESD Suitcases

WEZ

Suitcase FUTURA



WEZ suitcase Futura

- volume conductive polypropylene
- stackable
- color black

In compliance with the ESD standard DIN EN 61340-5-1

dpvlink 25327

Article	Dimensions outside/inside LxWxH [mm]		Material
Suitcase FUTURA			
63.4312.360.992	400 x 300 x 130	355 x 255 x 115	polypropylene
63.4317.360.992	400 x 300 x 185	355 x 255 x 170	polypropylene
63.6412.360.992	600 x 400 x 130	555 x 355 x 115	polypropylene
63.6417.360.992	600 x 400 x 185	555 x 355 x 170	polypropylene

Suitcase standard



WEZ suitcase

- electrostatically volume conductive polypropylene
- stackable
- color black

In compliance with ESD standard DIN EN 61340-5-1

dpvlink 833

Article	Dimensions outside/inside LxWxH [mm]		
Suitcase standard			
3204.390.992	300 x 200 x 63	260 x 160 x 39	
3208.397.992	300 x 200 x 110	254 x 154 x 95	
3213.397.992	300 x 200 x 154	254 x 154 x 139	
4304.397.992	400 x 300 x 63	354 x 254 x 48	
4308.397.992	400 x 300 x 110	354 x 254 x 95	
4313.397.992	400 x 300 x 154	354 x 254 x 139	
4320.397.992	400 x 300 x 221	354 x 254 x 206	
4326.397.992	400 x 300 x 287	354 x 254 x 272	
4313.387.992	600 x 300 x 154	554 x 254 x 139	light
6408.397.992	600 x 400 x 111	554 x 354 x 95	
6413.397.992	600 x 400 x 155	554 x 354 x 139	
6420.397.992	600 x 400 x 221	554 x 354 x 206	
6426.397.992	600 x 400 x 288	554 x 354 x 272	

RAKO

RAKO Suitcases



RAKO Suitcases are made of electrostatically volume conductive polypropylene, stackable, black.

In compliance with ESD standard DIN EN 61340-5-1

dpvlink 801

Article	Dimensions outside/inside LxWxH [mm]		Material
RAKO Suitcases			
051312.K	300 x 200 x 130	258 x 158 x 117	polypropylene
051322.K	300 x 200 x 230	258 x 158 x 217	polypropylene
051406.K	400 x 300 x 80	358 x 258 x 62	polypropylene
051412.K	400 x 300 x 130	358 x 258 x 117	polypropylene
051417.K	400 x 300 x 185	358 x 258 x 165	polypropylene
051432.K	400 x 300 x 340	358 x 258 x 317	polypropylene
051607.K	600 x 400 x 90	552 x 352 x 72	polypropylene
051612.K	600 x 400 x 132	558 x 358 x 116	polypropylene
051617.K	600 x 400 x 185	558 x 358 x 166	polypropylene
051622.K	600 x 400 x 235	557 x 357 x 216	polypropylene
051632.K	600 x 600 x 340	558 x 358 x 320	polypropylene
051642.K	600 x 400 x 440	555 x 355 x 422	polypropylene

Toolboxes

ESD Toolbox Compact 15



Black ESD toolbox made of polypropylene for a safe storage and transport of ESD tools.

In compliance with the ESD standard DIN EN 61340-5-1

dpvlink 8010

Article	Type
050.2715	ESD Toolbox Compact 15 Dimensions: 425 x 170 x 215 mm, 1.5 kg empty

ESD Toolbox

Toolbox for a safe storage and transport of ESD tools. Suitable for the application in cleanrooms and for service technicians.

In compliance with ESD standard DIN EN 61340-5-1



dpvlink 8008

Article	Type
2402.250	ESD toolbox dissipative, yellow Dimensions: 370 x 190 x 135 mm, 0.65 kg empty max. 10 kg
2402.251	ESD toolbox, conductive, black Dimensions: 370 x 190 x 135 mm, 0.65 kg empty max. 10 kg

Suitcases Licefa



Suitcases ESD with hinges and flap fasteners, made of electrostatically volume conductive plastic

In compliance with ESD standard DIN EN 61340-5-1 

Suitcase 2012 ESD



Internal dimensions: 120 x 80 x 24 mm



Suitcase 2012-ESD with hinges and flap fasteners, made of electrostatically volume conductive plastic
Internal dimensions: 120 x 80 x 24 mm

In compliance with ESD standard DIN EN 61340-5-1 

dpvlink 16766



Article	Type
032.417	Suitcase 2012-ESD, empty Internal dimensions: 120 x 80 x 24 mm
032.417.NO-Set	Napped foam set for suitcase K 2012 ESD
032.417.04	Case insert ESD (4 compartments) Compartment size approx. 53 x 38 x 22 mm
032.417.06	Case insert ESD (6 compartments) Compartment size approx. 38 x 35 x 22
032.417.12	Case insert ESD (12 compartments) Compartment size approx. 25 x 24 x 22


Suitcase 2005 ESD



Internal dimensions: 170 x 130 x 37 mm



Suitcase 2005-ESD with hinges and flap fasteners, made of electrostatically volume conductive plastic
Internal dimensions: 170 x 130 x 37 mm

In compliance with ESD standard DIN EN 61340-5-1 

dpvlink 14743



Article	Type
032.415.NO-Set	Napped foam set for suitcase K 2005 ESD
032.415.09	Case insert 2005 Compartment size approx. 36 x 50 x 35 mm
032.415.06	Case insert 2005 Compartment size approx. 56 x 50 x 35 mm
032.415	Suitcase 2005 ESD, empty Internal dimensions: 170 x 130 x 37 mm

Suitcase 2001 ESD



Internal dimensions: 240 x 170 x 42 mm



Suitcase 2001-ESD with hinges and flap fasteners, made of electrostatically volume conductive plastic
Internal dimensions: 240 x 170 x 42 mm

In compliance with ESD standard DIN EN 61340-5-1 

[dpvlink 14742](#)



Article	Type
032.410.NO-Set	Napped foam set for suitcase K 2001 ESD
032.410.RA-Set	Gridded foam set for suitcase K 2001 ESD
032.410.ST-Set	Pin-insertion foam set for suitcase K 2001 ESD
032.410	Suitcase 2001 ESD, empty Internal dimensions: 240 x 170 x 42 mm
032.410.12	Case insert ESD (12 compartments) Compartment size approx. 50 x 53 x 40 mm
032.410.09	Case insert ESD (9 compartments) Compartment size approx. 50 x 72 x 40 mm
032.410.06	Case insert ESD (6 compartments) Compartment size approx. 77 x 72 x 40 mm

Suitcase 2004 ESD



Internal dimensions: 270 x 185 x 76 mm



Suitcase 2004-ESD with hinges and flap fasteners, made of electrostatically volume conductive plastic
Internal dimensions: 270 x 185 x 76 mm

In compliance with ESD standard DIN EN 61340-5-1 

[dpvlink 14741](#)



Article	Type
032.405.NO-Set	Napped foam set for suitcase K 2004 ESD
032.405.RA-Set	Gridded foam set for suitcase K 2004 ESD
032.405.09	Case insert ESD (9 compartments) Compartment size approx. 50 x 81 x 73 mm
032.405.06	Case insert ESD (6 compartments) Compartment size approx. 78 x 81 x 73 mm
032.405	Suitcase 2004 ESD, empty Internal dimensions: 270 x 185 x 76 mm

Suitcase 2006 ESD






Internal dimensions: 335 x 240 x 71 mm



Suitcase 2006-ESD with hinges and flap fasteners electrostatically volume conductive plastic
Internal dimensions: 335 x 240 x 71 mm

In compliance with ESD standard DIN EN 61340-5-1 

dplink 16768		QR Code
Article	Type	
 032.401	Suitcase 2006 ESD, empty Internal dimensions: 335 x 240 x 71 mm	
 032.401.NO-Set	Napped foam set for suitcase K 2006 ESD	
 032.401.RA-Set	Gridded foam set for suitcase K 2006 ESD	

Suitcase 2000 ESD



Internal dimensions: 340 x 250 x 53 mm



Suitcase 2000-ESD with hinges and flap fasteners, made of electrostatically volume conductive plastic
Internal dimensions: 340 x 250 x 53 mm

In compliance with ESD standard DIN EN 61340-5-1 

dplink 4100		QR Code
Article	Type	
 032.400	Suitcase 2000 ESD, empty Internal dimensions: 340 x 250 x 53 mm	
 032.400.12	Case insert ESD (12 compartments) Compartment size approx. 75 x 71 x 50 mm	
 032.400.09	Case insert ESD (9 compartments) Compartment size approx 102 x 71 x 50 mm	
 032.400.06	Case insert ESD (6 compartments) Compartment size approx. 157 x 71 x 50 mm	
 032.400.24	Case insert ESD (24 compartments) Compartment size approx. 50 x 47 x 50 mm	
 032.400.NO-Set	Napped foam set for suitcase K 2000 ESD	
 032.400.RA-Set	Gridded foam set for suitcase K 2000 ESD	

Suitcase 2007 ESD



Internal dimensions: 365 x 245 x 105 mm



Suitcase 2012-ESD with hinges and flap fasteners, made of electrostatically volume conductive plastic
Internal dimensions: 365 x 245 x 105 mm

In compliance with ESD standard DIN EN 61340-5-1 

dpvlink 16770



Article	Type
032.425	Suitcase 2007 ESD, empty Internal dimensions: 365 x 245 x 105 mm
032.425.NO-Set	Napped foam set for suitcase K 2007 ESD
032.425.RA-Set	Gridded foam set for suitcase K 2007 ESD

Suitcase 2011 ESD



Internal dimensions: 375 x 265 x 80 mm



Suitcase 2011-ESD with hinges and flap fasteners, made of electrostatically volume conductive plastic
Internal dimensions: 375 x 265 x 80 mm

In compliance with ESD standard DIN EN 61340-5-1 

dpvlink 14744



Article	Type
032.420	Suitcase 2011 ESD, empty Internal dimensions: 375 x 265 x 80 mm
032.420.06	Case insert ESD (6 compartments) Compartment size approx. 168 x 71 x 62 mm
032.420.09	Case insert ESD (9 compartments) Compartment size approx. 108 x 71 x 62 mm
032.420.12	Case insert ESD (12 compartments) Compartment size approx. 71 x 62 mm
032.420.NO-Set	Napped foam set for suitcase K 2011 ESD
032.420.RA-Set	Gridded foam set for suitcase K 2011 ESD

Suitcase 2003-ESD




Internal dimensions: 410 x 272 x 113 mm



Suitcase 2003-ESD with hinges and flap fasteners, made of electrostatically volume conductive plastic
Internal dimensions: 410 x 272 x 113 mm

In compliance with ESD standard DIN EN 61340-5-1 

dpvlink 19809		QR
Article	Type	
032.427	Suitcase 2003-ESD, empty Dimensions (inside): 410 x 272 x 113 mm	
032.427.RA-Set	Gridded foam set for suitcase K 2003 ESD	
032.427.ST-Set	Napped foam set for suitcase K 2003 ESD	

ESD Small parts containers


ESD Hinged lid boxes / rectangular boxes

Hinged utility boxes



Hinged utility boxes made of electrostatically volume conductive plastic, black, equipped with conductive polyethylene pin-insertion foam, lid with imprinted ESD warning symbol

In compliance with ESD standard DIN EN 61340-5-1 

dpvlink 646			QR
Article	Dimensions inside LxWxH [mm]	Foam	
Hinged utility boxes			
5100.860	55 x 38 x 14	PE foam for pin insertion	
5100.861	70 x 45 x 14	PE foam for pin insertion	
5100.862	130 x 32 x 14	PE foam for pin insertion	
5100.864	77 x 55 x 12	PE foam for pin insertion	
5100.865	117 x 90 x 21	PE foam for pin insertion	
5100.866	138 x 44 x 14	PE foam for pin insertion	


Hinged lid box type 380



- hinged lid box of plastic
- 185 x 108 x 10 mm
- color black



In compliance with ESD standard DIN EN 61340-5-1 

dpvlink 21545		QR
Article	Type	
032.380	Hinged lid box type 380 Hinged lid box conductive, empty Dimensions 185 x 108 x 10 mm	
032.380.F09	Vacuum-formed insert, conductive, 9 cavities Dimensions of cavities 59 x 33 mm	
032.380.F15	Vacuum-formed insert, conductive, 15 cavities Dimensions of cavities 35 x 33 mm	
032.380.F24	Vacuum-formed insert, conductive, 24 cavities Dimensions of cavities 28 x 24 mm	

Hinged lid box type 381



- hinged lid box of plastic
- 185 x 108 x 29 mm or 185 x 108 x 48 mm
- color black



In compliance with ESD standard DIN EN 61340-5-1

dpvlink 21548



Article	Type
032.382	Hinged lid box type 381 Hinged lid box conductive, empty Dimensions 185 x 108 x 48 mm
032.381	Hinged lid box type 381 Hinged lid box conductive, empty Dimensions 185 x 108 x 29 mm
032.381.F02	Vacuum-formed insert, conductive, 2 cavities dimensions of cavities 93 x 81 mm
032.381.F12	Vacuum-formed insert, conductive, 12 cavities dimensions of cavities 45 x 25 mm
032.381.F17	Vacuum-formed insert, conductive, 17 cavities dimensions of cavities 16 x 20 x 30, 1 x 80 x 30 mm
032.381.F20	Vacuum-formed insert, conductive, 20 cavities dimensions of cavities 20 x 30 mm

Hinged lid box type 384



- plastic hinged lid box
- 295 x 164 x 16 mm
- color black



In compliance with ESD standard DIN EN 61340-5-1

dpvlink 22811



Article	Type
032.384	Hinged lid box type 384 Hinged lid box conductive, empty Dimensions 295 x 164 x 16 mm
032.384.F54	Vacuum-formed insert, conductive, 54 cavities dimensions of cavities 28 x 23 mm
032.384.F72	Vacuum-formed insert, conductive, 72 cavities dimensions of cavities 20 x 22 mm

Hinged lid box type 385



- hinged lid box of plastic
- 295 x 166 x 21 mm
- color black



In compliance with ESD standard DIN EN 61340-5-1

dpvlink 21553



Article	Type
032.385	Hinged lid box type 385 Hinged lid box conductive, empty Dimensions 295 x 166 x 21 mm
032.385.F15	Vacuum-formed insert, conductive, 15 cavities Dimensions of cavities 47 x 52 mm
032.385.F35	Vacuum-formed insert, conductive, 35 cavities Dimensions of cavities 23 x 35 mm
032.385.F54	Vacuum-formed insert, conductive, 54 cavities Dimensions of cavities 20 x 27 mm
032.385.F72	Vacuum-formed insert, conductive, 72 cavities Dimensions of cavities 20 x 20 mm

Hinged lid box type 386



- hinged lid box of plastic
- 295 x 166 x 39 mm
- color black



In compliance with ESD standard DIN EN 61340-5-1

dpvlink 21555



Article	Type
032.386	Hinged lid box type 386 Hinged lid box conductive, empty Dimensions 295 x 166 x 39 mm
032.386.F06	Vacuum-formed insert, conductive, 6 cavities dimensions of cavities 69 x 88 mm
032.386.F12	Vacuum-formed insert, conductive, 12 cavities dimensions of cavities 44 x 64 mm
032.386.F15	Vacuum-formed insert, conductive, 15 cavities dimensions of cavities 44 x 49 mm

Hinged lid box type 387




- hinged lid box made of plastic
- 295 x 164 x 38 mm
- color black



in compliance with the ESD standard DIN EN 61340-5-1 ESD

dpvlink 24169

Article	Type	
032.387	Hinged lid box type 387 Hinged lid box conductive, empty dimensions 295 x 164 x 38 mm	
032.387.F06	Vacuum-formed insert, conductive, 6 cavities dimensions of cavities 71 x 90 mm	
032.387.F12	Vacuum-formed insert, conductive, 12 cavities dimensions of cavities 45 x 66 mm	
032.387.F15	Vacuum-formed insert, conductive, 15 cavities dimensions of cavities 45 x 52 mm	

Hinged lid boxes with snap lock




Hinged lid boxes with snap lock

- electrostatically volume conductive plastic
- color: black

In compliance with ESD standard DIN EN 61340-5-1 

dpvlink 14900

Article	Dimensions outside/inside LxWxH [mm]	Shipping Unit	
Hinged lid boxes with snap lock			
032.20.200	34 x 34 x 8 32 x 32 x 8	100	
032.20.201	58 x 42 x 10 55 x 39 x 10	100	
032.20.202	68 x 50 x 13 66 x 47 x 13	100	
032.20.203	95 x 70 x 17 92 x 65 x 17	100	
032.20.204	115 x 85 x 26 111 x 78 x 26	100	
032.20.205	138 x 102 x 30 134 x 95 x 30	100	

- foam inserts available on request -


Stackable hinged lid boxes



Stackable hinged lid boxes

- electrostatically volume conductive plastic
- Color: black

In compliance with ESD standard

DIN EN 61340-5-1 

dpvlink 650

Article Dimensions inside LxWxH [mm]

Stackable hinged lid boxes

032.200.1	75 x 50 x 33
032.200	75 x 50 x 45
032.201	106 x 75 x 46
032.202	156 x 106 x 46



Hinged lid box type FTB



ESD hinged lid boxes type FTB black made of polypropylene. Box and lid made from a single piece, with snap lock and hinge for packing electronic components safety and firmly.

In compliance with ESD standard DIN EN 61340-5-1 

dpvlink 26392

Article Dimensions inside LxWxH [mm]

Hinged lid box type FTB

032.350	Hinged lid box 136 x 87 x 19 mm	130 x 80 x 14
032.351	Hinged lid box 136 x 87 x 35 mm	130 x 80 x 30
032.352	Hinged lid box 136 x 87 x 55 mm	130 x 80 x 50
032.353	Hinged lid box 180 x 140 x 80 mm	178 x 133 x 78
032.354	Hinged lid box 225 x 125 x 60 mm	221 x 121 x 55
032.355	Hinged lid box 118 x 78 x 20 mm	90 x 50 x 15
032.356	Hinged lid box 190 x 112 x 20 mm	162 x 95 x 15



Rectangular boxes with lid



Rectangular boxes with slip lid made of electrostatically volume conductive plastic, black

In compliance with ESD standard DIN EN 61340-5-1

Application example

dpvlink 652

Article Dimensions inside [mm] LxWxH

Rectangular boxes with lid

032.050	50 x 30 x 16	
032.055	57 x 36 x 17	
032.070	80 x 50 x 27	
032.080	75 x 75 x 27	Minimum quantity on request
032.085	102 x 85 x 47	Minimum quantity on request
032.040	49.5 x 39.5 x 5	



Rectangular compartment box with lid



Rectangular compartment box with slip lid made of electrostatically volume conductive plastic, black

In compliance with ESD standard DIN EN 61340-5-1

dpvlink 654

Article Dimensions inside LxWxH [mm] Dimensions cavities Cavities

Rectangular compartment box with lid

032.090	55 x 45 x 7	19x15x5 mm	6
---------	-------------	------------	---



Service boxes / suitcases

Service boxes / suitcase



Service boxes / suitcase made of PP, color black.

dpvlink 1402

Article
Type



050.2700
ESD professional service box 15
with 15 fixed compartments, slide closures
Dimensions: 260 x 340 x 57 mm / DxWxH



050.2701
ESD professional service box 32
with 32 fixed compartments (45 x 40 x 55 mm),
slide closures
Dimensions: 260 x 340 x 57 mm / DxWxH



050.2702
ESD professional service box without partition
with slide closures and handle
Dimensions: 265 x 340 x 57 mm / DxWxH
Partitions for professional service box: see compartment inserts art.
050.2530 050.2545

SMD Small parts containers ESD

SMD Laboratory kits/magazine

SMD laboratory kit (not conductive)



dpvlink 784

Article Type



038.010 **SMD packaging set 1**
with 60 single boxes and foam grid
External dimensions 161 x 121 x 30 mm

038.015 **SMD packaging set 2**
with 130 single boxes and foam grid
External dimensions 227 x 168 x 30 mm

SMD Magazine



SMD magazine with 6 drawers and inserts each with 32 cavities (18 x 12 mm), electrically conductive and crystal-clear, easily removable lids that can be labeled

dpvlink 5139

Article Type



038.025 **SMD magazine, electrically conductive**
(Lid crystal-clear, not conductive)
External dimensions 186 x 114 x 128 mm

SMD Round boxes / complete cabinets

SMD Round boxes



SMD round boxes 27 x 13 mm, with lid

Version conductive = electrostatically volume conductive

In compliance with ESD standard DIN EN 61340-5-1

dpvlink 5144

Article Type



045.048.SMD **SMD round box, conductive black**

045.053.SMD **SMD round box, conductive**
Lid transparent (with conductive layer)

045.053.NL[...] **SMD round box (not conductive)**
Lid: transparent
Base: [white, yellow, green, blue, red]

For suitable inserts see dpvlink 4473 and dpvlink 4533

Complete cabinets with SMD round boxes



Complete cabinets size 1.0 - conductive, with SMD round boxes
(Drawer inside 261 x 238 x 20 mm)

electrostatically volume conductive
In compliance with ESD standard
DIN EN 61340-5-1

dpvlink 5225

Article Type



045.045.SMD **Cabinet 6 drawers, conductive**
with 6 inserts and 252 round boxes (27 x 13 mm)

045.046.SMD **Cabinet 3 drawers, conductive**
with 3 inserts and 126 round boxes (27 x 13 mm)

045.050.SMD **Cabinet 6 drawers, conductive / LS**
with 6 inserts and 252 round boxes (27 x 13 mm) (lid transparent with conductive layer)

Complete cabinets with SMD round boxes



Complete cabinet - size 2.0 - conductive, SMD round boxes
(Drawer inside 340 x 250 x 22 mm)

electrostatically volume conductive
In compliance with ESD standard
DIN EN 61340-5-1

dpvlink 5235

Article Type



046.141.SMD **Cabinet 3 drawers, conductive**
with 3 inserts and 180 round boxes (27 x 13 mm)


SMD Folding boxes

For a clear and ready-to-hand storage respectively provision of SMD components. The lids can be easily exchanged, stay open independently and can be closed by spring pressure. Labels for inscription can be simply affixed. The new SMD folding boxes can be exactly integrated into the racks size 2.0.

SMD Folding boxes, conductive



SMD folding boxes, electrostatically conductive volume


In compliance with ESD standard DIN EN 61340-5-1 

dpvlink 791



Article	Type
SMD folding boxes - base + lid black	
038.401	Size N1 (small), conductive Internal dimensions: 12 x 16 x 15 mm External dimensions: 30 x 22 x 20 mm
038.402	Size N2 (medium), conductive Internal dimensions: 12 x 37 x 15 mm External dimensions: 30 x 43 x 20 mm
038.403	Size N3 (large), conductive Internal dimensions: 41 x 37 x 15 mm External dimensions: 58 x 43 x 20 mm
038.404	Size N4 (maxi), conductive Internal dimensions: 68 x 57 x 15 mm External dimensions: 86 x 63 x 20 mm
SMD folding boxes - base black, lid transparent with conductive layer	
038.411	Size N1 (small), conductive/LS Internal dimensions: 12 x 16 x 15 mm External dimensions: 30 x 22 x 20 mm
038.412	Size N2 (medium), conductive/LS Internal dimensions: 12 x 37 x 15 mm External dimensions: 30 x 43 x 20 mm
038.413	Size N3 (large), conductive/LS Internal dimensions: 41 x 37 x 15 mm External dimensions: 58 x 43 x 20 mm
038.414	Size N4 (maxi), conductive/LS Internal dimensions: 68 x 57 x 15 mm External dimensions: 86 x 63 x 20 mm

Complete cabinets with SMD folding boxes  

Complete cabinet - size 2.0 - conductive, SMD folding boxes
(Drawer inside 340 x 250 x 22 mm) electrostatically volume conductive
In compliance with ESD standard DIN EN 61340-5-1 




dpvlink 5241



Article	Type
Complete cabinets with SMD folding boxes (base + lid black)	
046.130.MIX	Cabinet 4 drawers, conductive complete with: 144 folding boxes N1 art. 038.401 72 folding boxes N2 art. 038.402 36 folding boxes N3 art. 038.403 16 folding boxes N4 art. 038.404
046.130.1	Cabinet 3 drawers, conductive with 3 x 144 (432) folding boxes N1 art. 038.401, black
046.130.2	Cabinet 3 drawers, conductive with 3 x 72 (216) folding boxes N2 art. 038.402, black
046.130.3	Cabinet 3 drawers, conductive with 3 x 36 (108) folding boxes N3 art. 038.403, black
046.130.4	Cabinet 3 drawers, conductive 3 x 16 (48) folding boxes N4 art. 038.404, black
Complete cabinets with SMD folding boxes (base black, lid transparent with conductive layer)	
046.130.MIX-LS	Cabinet 4 drawers, conductive LS complete with: 144 folding boxes N1/LS art. 038.411 72 folding boxes N2/LS art. 038.412 36 folding boxes N3 / LS art. 038.413 16 folding boxes N4/LS art. 038.414
046.130.1-LS	Cabinet 3 drawers, conductive LS with 3 x 144 (432) folding boxes N1/LS art. 038.411, black
046.130.2-LS	Cabinet 3 drawers, conductive LS with 3 x 72 (216) folding boxes N2/LS art. 038.412, black
046.130.3-LS	Cabinet 3 drawers, conductive LS with 3 x 36 (108) folding boxes N3/LS art. 038.413, black
046.130.4-LS	Cabinet 3 drawers, conductive LS with 3 x 16 (48) folding boxes N4/LS art. 038.414, black

SMD Folding boxes (dissipative)



SMD folding boxes, electrostatically dissipative
In compliance with ESD standard DIN EN 61340-5-1

dpwlink 6755




Article	Type
	SMD folding boxes - lid + base colored: [yellow, red, blue]
038.421.[...]	Size N1 (small), dissipative Internal dimensions: 12 x 16 x 15 mm External dimensions: 30 x 22 x 20 mm
038.422.[...]	Size N2 (medium), dissipative Internal dimensions: 12 x 37 x 15 mm External dimensions: 30 x 43 x 20 mm
038.423.[...]	Size N3 (large), dissipative Internal dimensions: 41 x 37 x 15 mm External dimensions: 58 x 43 x 20 mm
038.424.[...]	Size N4 (maxi), dissipative Internal dimensions: 68 x 57 x 15 mm External dimensions: 86 x 63 x 20 mm
	SMD folding boxes - base colored: [yellow, red, blue] + lid transparent with conductive layer
038.441.[...]	Size N1 (small), dissipative / LS Internal dimensions: 12 x 16 x 15 mm External dimensions: 30 x 22 x 20 mm
038.442.[...]	Size N2 (medium), dissipative / LS Internal dimensions: 12 x 37 x 15 mm External dimensions: 30 x 43 x 20 mm
038.443.[...]	Size N3 (large), dissipative / LS Internal dimensions: 41 x 37 x 15 mm External dimensions: 58 x 43 x 20 mm
038.444.[...]	Size N4 (maxi), dissipative / LS Internal dimensions: 68 x 57 x 15 mm External dimensions: 86 x 63 x 20 mm

Complete cabinets with SMD folding boxes (dissipative)



Complete cabinets - size 2.0 - dissipative, SMD folding boxes
(Drawer inside 340 x 250 x 22 mm) electrostatically dissipative
In compliance with ESD standard DIN EN 61340-5-1



dpwlink 10615




Article	Type
	Complete cabinets with SMD folding boxes (base + lid colored)
046.130.DISS.MIX	Cabinet 4 drawers, dissipative complete with: 144 folding boxes N1 dissipative art. 038.421 72 folding boxes N2 dissipative art. 038.422 36 folding boxes N3 dissipative art. 038.423 16 folding boxes N4 dissipative art. 038.424
046.130.DISS.1	Cabinet 3 drawers, dissipative with 3 x 144 (432) folding boxes N1 dissipative art. 038.421, yellow/blue/red
046.130.DISS.2	Cabinet 3 drawers, dissipative with 3 x 72 (216) folding boxes N2 dissipative art. 038.422, yellow/blue/red
046.130.DISS.3	Cabinet 3 drawers, dissipative with 3 x 36 (108) folding boxes N3 dissipative art. 038.423, yellow/blue/red
046.130.DISS.4	Cabinet 3 drawers, dissipative with 3 x 16 (48) folding boxes N4 dissipative art. 038.424, yellow/blue/red
	Complete cabinets with SMD folding boxes (base colored, lid transparent with conductive layer)
046.130.DISS.MIX-LS	Cabinet 4 drawers, dissipative LS complete with: 144 folding boxes N1 dissipative/LS art. 038.441 72 folding boxes N2 dissipative/LS art. 038.442 36 folding boxes N3 dissipative/LS art. 038.443 16 folding boxes N4 dissipative/LS art. 038.444
046.130.DISS.1-LS	Cabinet 3 drawers, dissipative LS with 3 x 144 (432) folding boxes N1 dissipative/LS art. 038.441, yellow/blue/red
046.130.DISS.2-LS	Cabinet 3 drawers, dissipative LS with 3 x 72 (216) folding boxes N2 dissipative/LS art. 038.442, yellow/blue/red
046.130.DISS.3-LS	Cabinet 3 drawers, dissipative LS with 3 x 36 (108) folding boxes N3 dissipative/LS art. 038.443, yellow/blue/red
046.130.DISS.4-LS	Cabinet 3 drawers, dissipative LS with 3 x 16 (48) folding boxes N4 dissipative/LS art. 038.444, yellow/blue/red

SMD Folding boxes, conductive/dissipative  



black: conductive / **yellow:** dissipative

In compliance with the ESD standard DIN EN 61340-5-1 

[dpvlink 14915](#)





Article	Type
SMD folding boxes - base yellow, lid black	
038.451	Size N1 (small), dissipative/conductive Internal dimensions: 12 x 16 x 15 mm External dimensions: 30 x 22 x 20 mm
038.452	Size N2 (medium), conductive/dissipative Internal dimensions: 12 x 37 x 15 mm External dimensions: 30 x 43 x 20 mm
038.453	Size N3 (large), dissipative/conductive Internal dimensions: 41 x 37 x 15 mm External dimensions: 58 x 43 x 20 mm
038.454	Size N4 (maxi), conductive/dissipative Internal dimensions: 68 x 57 x 15 mm External dimensions: 86 x 63 x 20 mm
SMD folding boxes - base black, lid yellow	
038.461	Size N1 (small), conductive/dissipative Internal dimensions: 12 x 16 x 15 mm External dimensions: 30 x 22 x 20 mm
038.462	Size N2 (medium), conductive/dissipative Internal dimensions: 12 x 37 x 15 mm External dimensions: 30 x 43 x 20 mm
038.463	Size N3 (large), conductive/dissipative Internal dimensions: 41 x 37 x 15 mm External dimensions: 58 x 43 x 20 mm
038.464	Size N4 (maxi), conductive/dissipative Internal dimensions: 68 x 57 x 15 mm External dimensions: 86 x 63 x 20 mm

Drawers with SMD folding boxes  

Complete drawers - size 2.0 - conductive, with SMD folding boxes
(Drawer inside 340 x 250 x 22 mm)

black: conductive / **yellow:** dissipative

In compliance with ESD standard DIN EN 61340-5-1 



[dpvlink 14924](#)




Article	Type
046.161	Drawer black (conductive) with 144 folding boxes N1 art. 038.451
046.162	Drawer black (conductive) with 72 folding boxes N2 art. 038.452
046.163	Drawer black (conductive) with 36 folding boxes N3 art. 038.453
046.164	Drawer black (conductive) with 16 folding boxes N4 art. 038.454

ESD Drawer cabinets


Drawer cabinet size 1

Drawer cabinet size 1  

Drawer dimensions (inside): 261 x 238 x 20 mm
electrostatically volume conductive, black

In compliance with ESD standard DIN EN 61340-5-1 

- not conductive (NC), available on request



[dpvlink 4379](#)



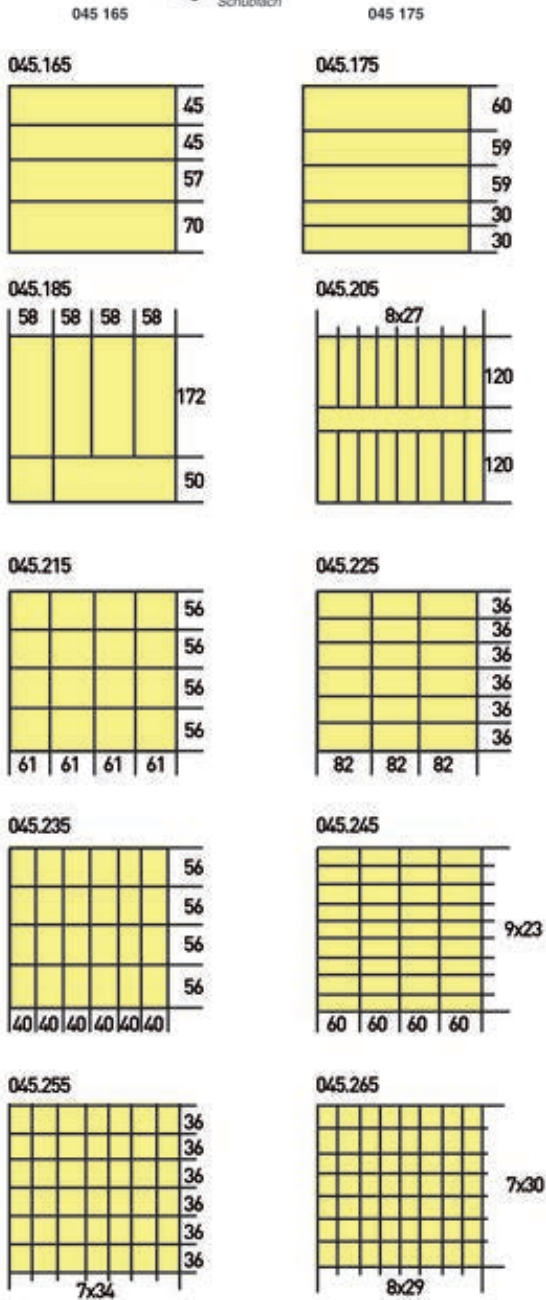

Article	Type
Drawer cabinet size 1	
045.005	Drawer size 1 conductive, black
045.015	Mounting frame size 1 conductive, black
045.025	Top mounting frame conductive, black
045.035	Base plate size 1 conductive, black
045.020	Conductive lid for drawer size 1
046.349	Stopper for drawer stop self-adhesive
045.042	Identification labels self-adhesive, 70 x 17 mm, with removable labels
045.044	6-drawer cabinet size 1 conductive, black
045.055	Drawer suitcase size 1 conductive, 6-drawer cabinet incl. carrying case, as suitcase

Inserts for drawer size 1



vacuum-formed, interior depth 16 mm

- electrostatically volume conductive, black
- not conductive (NC), white, available on request



dpmlink 4473

Article Type

Inserts for drawer size 1

045.165	Insert 4 compartments, conductive
045.185	Insert 6 compartments, conductive
045.205	Insert 16 compartments, conductive
045.215	Insert 16 compartments, conductive
045.225	Insert 18 compartments, conductive
045.235	Insert 24 compartments, conductive
045.245	Insert 36 compartments, conductive
045.255	Insert 42 compartments, conductive
045.265	Insert 56 compartments, conductive
045.155	Insert for 42 round boxes 27 x 13 mm, conductive (without figure)

Drawer cabinet size 2.0




Drawer cabinet size 2.0

Drawer dimensions (inside): 340 x 250 x 22 mm, can be combined with drawer cabinet size 2.1 and size 3.0, electrostatically conductive volume, black

In compliance with ESD standard DIN EN 61340-5-1

- not conductive (NC), available on request



dpmlink 4493


Article	Type
	Drawer cabinet size 2.0
046.105	Drawer size 2.0, conductive, black
046.115	Mounting frame size 2.0, conductive, black
046.320	Lid for drawer - size 2.0/2.1/3.0 conductive, black
046.325	Base plate, conductive, black
046.335	Plugs, conductive, black (1 Set = 6 pieces)
046.350.0	Identification labels, self-adhesive 70 x 17 mm, with removable labels
046.130	3-drawer cabinet size 2.0, conductive, black
046.131	6-drawer cabinet size 2.0, conductive, black
046.135	9-drawer cabinet size 2.0, conductive, black
046.155	Carry size 2.0, conductive 9-drawer cabinet, incl. carrying frame
046.150	Drawer box size 2.0, conductive 9-drawer cabinet, incl. carrying case as drawer box



Insert for drawer size 2.0



vacuum-formed, interior depth 17 mm

- electrostatically volume conductive, black 
- not conductive (NC), white available on request



046.173

046.174

046.175



dpvlink 4533




Article	Type
Insert for drawer size 2.0	
046.173	Insert 81 compartments, conductive
046.174	Insert 45 compartments, conductive
046.175	Insert 42 compartments, conductive
046.180	Insert 30 compartments, conductive
046.185	Insert 25 compartments, conductive
046.195	Insert 16 compartments, conductive
046.196	Insert 12 compartments, conductive
046.197	Insert 8 compartments, conductive
046.198	Insert 14 cavities, conductive
046.171	Insert for 60 round boxes 27 x 13 mm, conductive (without figure)

Drawer cabinet size 2.1

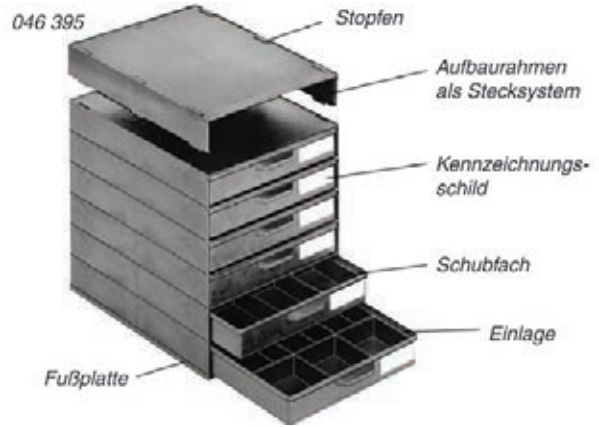


Drawer cabinet size 2.1

Drawer dimensions (inside): 340 x 250 x 40 mm, can be combined with drawer cabinet size 2.0 and size 3.0, electrostatically volume conductive, black

In compliance with ESD standard DIN EN 61340-5-1 

- not conductive (NC), available on request



dpvlink 4585



Article	Type
Drawer cabinet size 2.1	
046.305	Drawer size 2.1, conductive, black
046.315	Mounting frame size 2.1, conductive, black
046.350	Identification labels, self-adhesive 70 x 25 mm, with removable labels
046.395	6-drawer cabinet size 2.1, conductive, black incl. drawers
046.405	Carry size 2.1, conductive 6-drawer cabinet, incl. carrying frame

Service cabinet




Drawer internal dimensions: 340 x 250 x 40 mm

Each with 2 drawers:

- Art. 046.550 with 24 compartments
- Art. 046.552 with 12 compartments
- Art. 046.553 with 6 compartments



electrostatically volume conductive, black
In compliance with ESD standard


DIN EN 61340-5-1 

dpvlink 7040



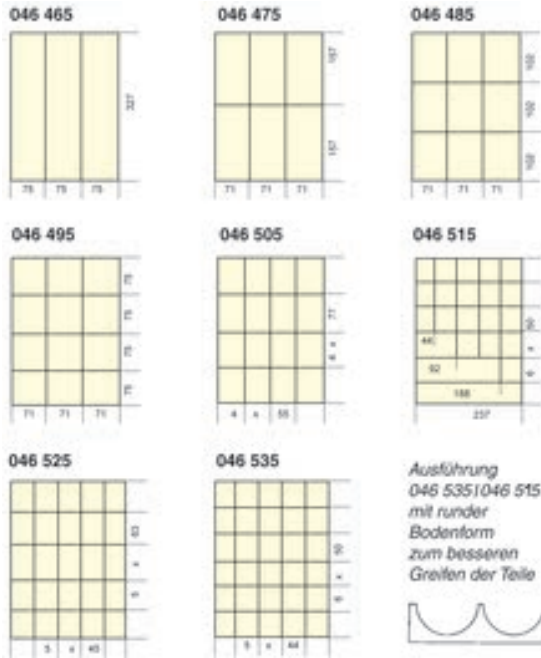
Article	Type
046.410	Service cabinet

Inserts for drawer size 2.1



vacuum-formed, interior depth 35 mm

- electrostatically volume conductive, black
- not conductive (NC), white available on request



dpvlink 4981

Article Type

Inserts for drawer size 2.1

046.465	Insert 3 compartments, conductive
046.475	Insert 6 compartments, conductive
046.485	Insert 9 compartments, conductive
046.495	Insert 12 compartments, conductive
046.505	Insert 16 compartments, conductive
046.515	Insert 22 compartments, conductive
046.525	Insert 25 compartments, conductive
046.535	Insert 30 compartments, conductive

Loose inserts for drawers size 2.1



dpvlink 4992

Article Type



046.550
Insert, conductive, black 59 x 53 x 31 mm
Dimensions outside: 62 x 56 x 33 mm
Dimensions inside: 59 x 53 x 31 mm
max. 24 compartments per drawer



046.551
Insert, conductive, black 106 x 38 x 34 mm
Dimensions outside: 110 x 42 x 35 mm
Dimensions inside: 106 x 38 x 34 mm
max. 18 compartments per drawer



046.552
Insert, conductive, black 109 x 59 x 31 mm
Dimensions outside: 112 x 62 x 33 mm
Dimensions inside: 109 x 59 x 31 mm
max. 12 compartments per drawer



046.553
Insert, conductive, black 121 x 109 x 31 mm
Dimensions outside: 124 x 112 x 33 mm
Dimensions inside: 121 x 109 x 31 mm
max. 6 compartments per drawer

Drawer cabinet size 3.0



Drawer cabinet size 3.0

Drawer dimensions (inside): 340 x 250 x 62 mm
combinable with drawer cabinet size 2.0 and size 2.1

In compliance with the ESD standard DIN EN 61340-5-1

- not conductive (NL) available on request



dpvlink 5010

Article Type

047.605	Drawer size 3.0, conductive, black
047.615	Mounting frame size 3.0, conductive, black
047.640	4-drawer cabinet size 3.0, conductive, black
047.655	Carry size 3.0, conductive 4-drawer cabinet incl. carrying frame

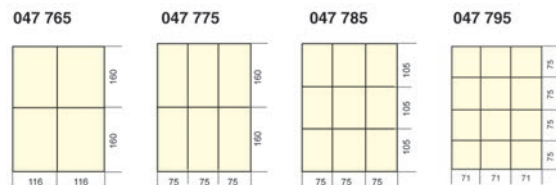


Inserts for drawer size 3.0



vacuum-formed, interior depth 53 mm

- electrostatically volume conductive, black
- not conductive (NL), white available on request



dpvlink 5034

Article Type

047.765	Insert 4 compartments, conductive
047.775	Insert 6 compartments, conductive
047.785	Insert 9 compartments, conductive
047.795	Insert 12 compartments, conductive



Loose inserts for drawers size 3.0

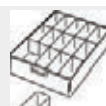


dpvlink 5127

Article Type



047.800
Insert, conductive, black 53 x 47 x 52 mm
Dimensions outside: 56 x 50 x 54 mm
Dimensions inside: 53 x 47 x 52 mm
max. 30 compartments per drawer



047.801
Insert, conductive, black 109 x 47 x 52 mm
Dimensions outside: 113 x 50 x 54 mm
Dimensions inside: 109 x 47 x 52 mm
max. 15 compartments per drawer



047.802
Insert, conductive, black 121 x 109 x 52 mm
Dimensions outside: 125 x 113 mm x 54 mm
Dimensions inside: 121 x 109 x 52 mm
max. 6 compartments per drawer



Rollboys


ESD Rollboy Single



With integrated drawer cabinets, working surface with ESD table mat, discharge is provided by conductive castors

Dimensions: 365 x 318 x 806 mm / DxWxH

Drawers internal dimensions: 340 x 250 x 22/40/60 mm / DxWxH

In compliance with ESD standard DIN EN 61340-5-1 



Rollboy Single 4

Rollboy Single 1

Rollboy Single 2

dpvlink 5684



Article	Type
048.114	ESD Rollboy Single 4, conductive with 18 drawers - size 2.0 - Internal dimensions 340 x 250 x 22 mm, black
048.111	ESD Rollboy Single 1, conductive with 12 drawers - size 2.1 - Internal dimensions 340 x 250 x 40 mm, black
048.112	ESD Rollboy Single 2, conductive with 8 drawers - size 3.0 - Internal dimensions 340 x 250 x 62 mm, black

Inserts, identification labels, stoppers for drawers: see Drawer cabinets

ESD Rollboy



With integrated drawer cabinets, working surface with ESD table mat, discharge is provided by conductive castors

Dimensions: 365 x 585 x 806 mm / DxWxH

Drawers internal dimensions: 340 x 250 x 22/40/60 mm / DxWxH

In compliance with ESD standard DIN EN 61340-5-1 



EGB-Rollboy 4

EGB-Rollboy 1

EGB-Rollboy 2

dpvlink 5676



Article	Type
048.104	ESD Rollboy 4, conductive with 36 drawers - size 2.0 - Internal dimensions 340 x 250 x 22 mm, black
048.101	ESD Rollboy 1, conductive with 24 drawers - size 2.1 - Internal dimensions 340 x 250 x 40 mm, black
048.102	ESD Rollboy 2, conductive with 16 drawers - size 3.0 - Internal dimensions 340 x 250 x 62 mm, black

Inserts, identification labels, stopper for drawers: see mounting frame

ESD cabinets

Small parts storage TRESTON series A290/550

Ideal elements for a space-saving storage. The cabinets can be individually mounted on the wall or combined in the practical rotating rack. The drawers are made of conductive polystyrene, the shelves of galvanized steel. With plug for grounding wire.

In compliance with ESD standard DIN EN 61340-5-1 

Cabinets series A290 (180 x 310 x 290)



Cabinet dimensions: 180 x 310 x 290 mm / DxWxH

dpvlink 5256



Article	Type
050.005	ESD cabinet A290 with 24 drawers Art. 050.105 (170 x 69 x 40 mm/DxWxH)
050.010	ESD cabinet A290 with 12 drawers Art. 050.110 (170 x 92 x 62 mm/DxWxH)

Cabinets series A550 (180 x 310 x 550)




Cabinet dimensions: 180 x 310 x 550 mm / DxWxH

dpvlink 5264



Article	Type
050.015	ESD cabinet A550 with 48 drawers Art. 050.105 (170 x 69 x 40 mm/DxWxH)
050.020	ESD cabinet A550 with 24 drawers Art. 050.110 (170 x 92 x 62 mm/DxWxH)

Accessories for series A290 / A550



dpvlink 5267

Article	Type
050.060.A	Rotating table rack ESD for 2 magazines A290/550 series Dimensions: 310 x 360 x 300/560 mm / DxWxH
050.105	Single drawer ESD 170 x 69 x 40 mm/DxWxH 170 x 69 x 40 mm/DxWxH
050.107	Partition wall ESD, transverse for art. 050.105 for art. 050.105
050.110	Single drawer ESD 170 x 92 x 62 mm/DxWxH 170 x 92 x 62 mm/DxWxH
050.112	Partition wall ESD, transverse for art. 050.110 for art. 050.110



Racks for series A550



Floor rack ESD for 12 cabinets of series A550
050.045.A

dpvlink 6798

Article	Type
050.045.A	Rotating floor rack ESD for 12 magazines of series A550 Dimensions: 500 x 500 x 1730 mm / DxWxH



Trolley for small part magazines series A550



- trolley can be equipped on both sides
- 4 ESD swivel castors with a diameter of 100 mm, two with brake
- easy to manoeuvre with height-adjustable ergonomic handle
- lower shelf of steel as standard
- color: light grey (RAL7035)
- dimensions (WxDxH): 780 x 715 x 1600 mm
- load capacity max.: 300 kg
- suitable for 8 magazines of the series (art. 050.015 / 050.020 - magazines must be ordered separately)

dpvlink 22753

Article	Type
BT-550B.ESD	Trolley two-sided ESD load capacity approx. 300 kg



Drawer cabinets TRESTON series B300/C400

Drawer cabinets for flexible, space- and cost-saving small parts storage. Two frame sizes, four drawer sizes. Can be individually mounted on the wall, freely positioned, stacked or combined in the practical rotating floor rack. With plug for grounding wire.

In compliance with ESD standard DIN EN 61340-5-1

Single drawers and partition walls: see drawers/storage containers ESD

Cabinets series B300 (300 x 400 x 395)



Cabinet dimensions: 300 x 400 x 395 mm / DxWxH

dpvlink 5280

Article	Type
050.025	ESD cabinet B300, with 16 drawers Art. 050.115 (300 x 92 x 82 mm/DxWxH)
050.030	ESD cabinet B300, with 8 drawers Art. 050.120 (300 x 186 x 82 mm/DxWxH)



Cabinets series C400 (400 x 400 x 395)




Cabinet dimensions: 400 x 400 x 395 mm / DxWxH

dpvlink 5286

Article	Type
050.035	ESD cabinet C400, with 16 drawers Art. 050.125 (400 x 92 x 82 mm/DxWxH)
050.040	ESD cabinet C400, with 8 drawers Art. 050.130 (400 x 186 x 82 mm/DxWxH)



Rotating floor rack for series B300 / C400



for 16 cabinets of series B300 / C400

dpvlink 5283

Article	Type
050.050.B	Rotating floor rack ESD for 16 cabinets B300 series Dimensions: 700 x 700 x 1680 mm / DxWxH
050.055.C	Rotating floor rack ESD for 16 cabinets of series C400 Dimensions: 800 x 800 x 1680 mm / DxWxH




Drawer cabinets TRESTON series D600

Cabinets series D600 (D410 x W605 x H870)



In the large ESD drawer cabinets max. 336 different products can be stored on an area of only 0.2 m². The grey, powder-coated metal frame contains 48 or 24 drawers with labels. The drawers can be freely positioned in the room.

In compliance with ESD standard DIN EN 61340-5-1 

Single drawers and partition walls: see drawers/storage containers ESD


Cabinet dimensions: 410 x 605 x 870 mm / DxWxH

dpvlink 5290

Article	Type
050.036	ESD cabinet D600, with 48 drawers Art. 050.125 (400 x 92 x 82 mm/DxWxH)
050.041	ESD cabinet D600, with 24 drawers Art. 050.130 (400 x 186 x 82 mm/DxWxH)
050.043	ESD castor set for cabinets series D600 4 swivel castors ø 100 mm, 2 conductive and 2 with locks

Drawer cabinets Raaco

Practical and flexible small parts storage cabinets can be positioned in a space- and cost-saving manner. Drawer cabinets type Raaco with galvanized steel frame and electrically conductive plastic drawers.

In compliance with ESD standard DIN EN 61340-5-1 

Cabinets series 900



Cabinet dimensions: 150 x 307 x 420 mm / DxWxH

dpvlink 1038

Article	Type
050.945	ESD cabinet 945, with 45 drawers Type 150-00 (Dxwxh 135 x 52 x 35 mm)
050.936	ESD cabinet 936, with 36 drawers 36 pcs type 150-01 (DxWxH 135 x 64 x 35 mm)
050.918	ESD cabinet 918, with 18 drawers 18 pcs type 150-02 (DxWxH 135 x 87 x 57 mm)

Rotating tower (empty) for cabinets series 900



- for 12 ESD drawer cabinets
- incl. grounding cable
- dimensions (DxWxH) 470 x 470 x 1600 mm
- load capacity max. 280 kg
- suitable for magazines, drawers and partitions of 900 series

dpvlink 1067

Article	Type
050.900-DC	Rotating tower ESD, for 12 cabinets of series 900 Dimensions: 470 x 470 x 1600 mm / DxWxH

Cabinets series 1200



Cabinet dimensions: 150 x 307 x 555 mm / DxWxH

dpvlink 1074

Article	Type
050.1260	ESD cabinet 1260, with 60 drawers 60 pcs type 150-00 (DxWxH 135 x 52 x 35 mm)
050.1248	ESD cabinet 1248, with 48 drawers 48 pcs type 150-01 (DxWxH 135 x 64 x 35 mm)
050.1224	ESD cabinet 1224, with 24 drawers 24 pcs type 150-02 (DxWxH 135 x 87 x 57 mm)

Rotating tower (empty) for cabinets series 1200



- for 12 ESD drawer cabinets
- incl. grounding cable
- dimensions (DxWxH) 470 x 470 x 1760 mm
- load capacity max. 480 kg
- suitable for magazines, drawers and partitions of 1200 series

dpvlink 1069

Article	Type
050.1200-DC	Rotating tower ESD (empty) for 12 cabinets of series 1200 Dimensions: 470 x 470 x 1760 mm / DxWxH

**Drawers + partition walls for cabinets
900 / 1200 series**



dpvlink 1378 Article Type



050.900
Drawer ESD type 150-00
135 x 52 x 35 mm / DxWxH

050.900.T
Partition wall ESD, transverse for drawer type 150-00
Set = 60 pieces



050.901
Drawer ESD type 150-01
135 x 64 x 35 mm / DxWxH

050.901.T
Partition wall ESD, transverse for drawer type 150-01
Set = 48 pieces



050.902
Drawer ESD type 150-02
135 x 87 x 57 mm / DxWxH

050.902.T
Partition wall ESD, transverse for drawer type 150-02
Set = 24 pieces

Cabinets series 250



Practical and flexible small part storage cabinets can be positioned in a space- and cost-saving manner.
Drawer cabinet type Raaco with galvanized steel frames and electrostatically conductive plastic drawers.

Cabinet dimensions: 250 x 360 x 440 mm / DxWxH

dpvlink 1392 Article Type



050.2500
ESD cabinet, 6 drawers
6 pcs type 250-3 (DxWxH 240 x 320 x 50 mm)

**Rotating tower (empty) for cabinets
series 250**



- for 12 ESD drawer cabinets
- incl. grounding cable
- dimensions (DxWxH) 620 x 620 x 1600 mm
- load capacity max. 480 kg
- suitable for magazines of series 250 and drawers type 250-3

dpvlink 1396 Article Type



050.2500-DC
Rotating tower ESD (empty) for 12 cabinets 250 series
Dimensions: 620 x 620 x 1600 mm / DxWxH

Drawer Type 250-3



dpvlink 1394 Article Type



050.2503
ESD drawer type 250-3
240 x 320 x 50 mm / DxWxH Partitions for drawer: see ESD compartment inserts

Compartment inserts ESD, conductive



ESD compartment inserts for the flexible internal partition of drawers, service boxes, suitcase and storage container.

In compliance with the ESD standard DIN EN 61340-5-1

* 1 grid unit = appropriate number for:
drawer art. 050.2503 or professional service box art. 050.2702

dpvlink 1884 Article Type



050.2530.Satz-16
Compartment inserts ESD (set = 16 pcs)
55 x 40 x 45 mm DxWxH
1 Set = 16 pieces (1/2 grid unit / A5-grid)



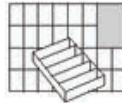
050.2535.Satz-8
Compartment inserts ESD (set = 8 pcs)
55 x 80 x 45 mm DxWxH
1 Set = 8 pieces (1/2 grid unit / A5-grid)



050.2537
Compartment inserts ESD
110 x 80 x 47 mm DxWxH
(8 pieces per grid unit required)



050.2541
Compartment inserts ESD
110 x 80 x 23 mm DxWxH
(8 pieces per grid unit required)



050.2545
Compartment inserts ESD with 5 compartments
110 x 80 x 23 mm DxWxH (8 pieces per grid unit required)

ESD Rack/material flow boxes

ESD Rack/material flow boxes

The ESD rack and material flow box can be ordered for shelves with a depth of 30 cm to 60 cm. As an electrically conductive box it is ideal for storing electronic components.

- electrically conductive material
- very robust design
- color: black
- material: polypropylene
- for shelves with a depth of 30 cm, 40 cm, 50 cm and 60 cm
- stackable

In compliance with the ESD standard DIN EN 61340-5-1 



dpvlink 23253 


Article	Dimensions outside/inside LxWxH [mm]		Volume
ESD Rack/material flow boxes			
RK3109.ESD	300 x 117 x 90	271 x 99 x 88	2.4 l
RK31509.ESD	300 x 156 x 90	271 x 138 x 88	3.4 l
RK3209.ESD	300 x 234 x 90	271 x 216 x 88	5.35 l
RK3214.ESD	300 x 234 x 140	271 x 216 x 138	8.3 l
RK4109.ESD	400 x 117 x 90	371 x 99 x 88	3.0 l
RK41509.ESD	400 x 156 x 90	371 x 138 x 88	4.7 l
RK4209.ESD	400 x 234 x 90	371 x 216 x 88	7.32 l
RK4214.ESD	400 x 234 x 140	371 x 216 x 138	11.4 l
RK5109.ESD	500 x 117 x 90	471 x 99 x 88	4.2 l
RK51509.ESD	500 x 156 x 90	471 x 138 x 88	5.9 l
RK5209.ESD	500 x 234 x 90	471 x 216 x 88	9.3 l
RK5214.ESD	500 x 234 x 140	471 x 216 x 138	14.5 l
RK6109.ESD	600 x 117 x 90	571 x 99 x 88	5.1 l
RK61509.ESD	600 x 156 x 90	571 x 138 x 88	7.18 l
RK6209.ESD	600 x 234 x 90	571 x 216 x 88	11.3 l
RK6214.ESD	600 x 234 x 140	571 x 216 x 138	17.6 l

Transversal divider ESD EPAstore® for ESD material flow boxes



ESD transversal divider EPAstore® for ESD material flow boxes

- electrically conductive material
- color: black
- material: polystyrene


In compliance with the ESD standard DIN EN 61340-5-1 



dpvlink 25307 

Article	Type	W [mm]	H [mm]	Thickness [mm]
Transversal divider ESD EPAstore® for ESD material flow boxes				
RK-QT109.ESD	Transversal divider QT109 ESD EPAstore®	102	79	1.5
RK-QT1509.ESD	Transversal divider QT1509 ESD EPAstore®	142	79	1.5
RK-QT209.ESD	Transversal divider QT209 ESD EPAstore®	224	79	1.5
RK-QT214.ESD	Transversal divider QT214 ESD EPAstore®	224	129	1.5

Drawers / storage box ESD



The drawers are specially adapted to metric shelf systems. Depth: 300, 400, 500 and 600 mm. Easy gripping due to corrugated base. Stackable in case of the same width, even with different lengths. Matching partition walls allow flexible divisions.

In compliance with ESD standard DIN EN 61340-5-1 

dpvlink 5296 

Article	Dimensions outside DxWxH [mm]
Drawers / storage box ESD	
050.115	300 x 92 x 82
050.125	400 x 92 x 82
050.132	500 x 92 x 82
050.120	300 x 186 x 82
050.130	400 x 186 x 82
050.133	500 x 186 x 82
050.135	600 x 186 x 82
050.131	400 x 132 x 100
050.134	500 x 132 x 100
050.136	600 x 132 x 100

Partition walls, transverse for drawers

In compliance with ESD standard DIN EN 61340-5-1 

dpvlink 5864 

Article	Type
050.137	suitable for art. 050.115 / 050.125 / 050.132
050.138	suitable for art. 050.120 / 050.130 / 050.133 / 050.135
050.139	suitable for art. 050.131 / 050.134 / 050.136

Container ESD for component/IC bars



Container for component and IC bars made of electrostatically volume conductive plastic

In compliance with ESD standard DIN EN 61340-5-1 

dpvlink 5419 

Article	Dimensions outside/inside DxWxH [mm]	
Container ESD for component/IC bars		
051220	555 x 89 x 99	540 x 78 x 90
051221	555 x 177 x 99	540 x 165 x 90
051222	620 x 160 x 100	610 x 145 x 95
051225	635 x 165 x 100	600 x 130 x 75
051226	690 x 305 x 110	635 x 255 x 90

ESD Storage boxes / part bins

Storage boxes series 2600 raaco



Storage boxes stackable, electrostatically volume conductive polypropylene (PP), color: black

In compliance with ESD standard DIN EN 61340-5-1

dpvlink 1893

Article Type



050.2600
Storage box ESD 50 x 125 x 130 mm
130 x 125 x 50 mm / DxWxH
covered in the height, 2 slots at panel + rotating tower



050.2601
Storage box ESD 75 x 125 x 170 mm
170 x 125 x 75 mm / DxWxH
covered in the height, 3 slots at panel + rotating tower



050.2602
Storage box ESD 100 x 125 x 225 mm
225 x 125 x 100 mm / DxWxH
covered in the height, 4 slots at panel + rotating tower



050.2603
Storage box ESD 125 x 125 x 295 mm
295 x 125 x 125 mm / DxWxH
covered in the height, 5 slots at panel + rotating tower



050.2610
Steel panel, galvanized
Dimensions: 20 x 520 x 440 mm / DxWxH for ESD storage boxes with 48 slots (4 rows with 12 slots)



050.2600-BC
Rotating tower for storage boxes series 2600
Height 1600 x Ø 655 mm, for the storing of storage boxes series 2600, at your own choice (8 rows with 36 slots/height = 288 slots)

DEPOFIX Futura storage boxes



DEPOFIX Futura storage boxes, color: black

In compliance with ESD standard DIN EN 61340-5-1

dpvlink 1086

Article Dimensions outside/inside LxWxH [mm] Color



DEPOFIX Futura storage boxes

5320.FA3Z	350 x 200 x 145	280 x 182 x 127	black
5320.FA4	235 x 145 x 125	180 x 127 x 108	black
5320.FA5	175 x 100 x 75	129 x 87 x 67	black

DEPOFIX Classic Storage boxes, dissipative - IDP-STAT®



DEPOFIX Classic storage boxes IDP-STAT®



In compliance with ESD standard DIN EN 61340-5-1

dpvlink 10136

Article Dimensions outside/inside DxWxH [mm]



DEPOFIX Classic Storage boxes, dissipative - IDP-STAT®

5321.3Z.gelb	350 x 200 x 145	280 x 182 x 127	without rail suspension
5321.3Z.rot	350 x 200 x 145	280 x 182 x 127	without rail suspension
5321.4.gelb	235 x 145 x 125	180 x 127 x 108	
5321.4.rot	235 x 145 x 125	180 x 127 x 108	
5321.5.gelb	175 x 100 x 75	129 x 87 x 67	
5321.5.rot	175 x 100 x 75	129 x 87 x 67	
5321.6.gelb	95 x 100 x 50	60 x 87 x 44	
5321.6.rot	95 x 100 x 50	60 x 87 x 44	

DEPOFIX Classic Storage boxes, conductive



The storage boxes provide an excellent view of the stored content. The large and handy recessed grips at the front and rear facilitate the manual handling. The smooth base bottom also a quiet running on conveyor belts also during automatic handling.

Color: black

In compliance with ESD standard DIN EN 61340-5-1

dpvlink 1084

Article Dimensions outside/inside DxWxH



DEPOFIX Classic Storage boxes, conductive

5320.2	500 x 300 x 200	425 x 280 x 183	with handle bar
5320.3	350 x 200 x 200	280 x 182 x 185	with handle bar
5320.3Z	350 x 200 x 145	280 x 182 x 127	without rail suspension
5320.4	235 x 145 x 125	180 x 127 x 108	
5320.5	175 x 100 x 75	129 x 87 x 67	
5320.6	95 x 100 x 50	60 x 87 x 44	
5320.7	95 x 100 x 50	60 x 87 x 44	with partition wall (2 compartments)

Identification labels for storage boxes



Identification labels for storage box PU = 100 pcs.

dpvlink 10254



Article Type

Kennzeichnungsschilder

5320.2.ET	for DEPOFIX standard 5320.2
5320.3.ET	for DEPOFIX standard 5320.3
5320.3Z.ET	for DEPOFIX standard 5320.3Z
5320.4.ET	for DEPOFIX standard 5320.4 / 5321.4.red / 5321.4.yellow
5320.5.ET	for DEPOFIX standard 5320.5 / 5321.5.red / 5321.5.yellow
5320.6.ET	for DEPOFIX standard 5320.6 / 5321.6.red / 5321.6.yellow

Kennzeichnungsschilder

5320.FA2.ET	for DEPOFIX Design 5320.FA2
5320.FA3.ET	for DEPOFIX Design 5320.FA3
5320.FA3Z.ET	for DEPOFIX Design 5320.FA3Z
5320.FA4.ET	for DEPOFIX Design 5320.FA4
5320.FA5.ET	for DEPOFIX Design 5320.FA5

SILAFIX Storage boxes



SILAFIX storage boxes, color: black

In compliance with ESD standard DIN EN 61340-5-1 ESD

dpvlink 1088



Article	Dimensions outside [mm]	Additional
SILAFIX Storage boxes		
051100.2	500 x 310 x 200	SILAFIX 2
051100.2.H	500 x 310 x 145	SILAFIX 2H
051100.3	350 x 210 x 200	SILAFIX 3
051100.3Z	350 x 310 x 145	SILAFIX 3Z
051100.4	230 x 147 x 132	SILAFIX 4
051100.5	170 x 102 x 78	SILAFIX 5
051100.6	90 x 102 x 54	SILAFIX 6

Storage boxes with corrugated base



Storage boxes with corrugated base for an easier gripping of small parts. Large labeling area on the handles.

In compliance with ESD standard DIN EN 61340-5-1 

dpvlink 5339



Article	Dimensions outside/inside DxWxH [mm]	
Storage boxes with corrugated base		
050.145	165 x 105 x 75	105 x 90 x 65
050.150	192 x 149 x 105	130 x 125 x 90
050.155	250 x 149 x 130	185 x 125 x 115
050.160	300 x 186 x 156	230 x 155 x 140
050.162	400 x 186 x 156	330 x 155 x 140
050.156	Transverse partition wall/for 050.155	
050.163	Transverse partition wall/for 050.160/162	

Trolley for storage boxes (with corrugated base)



- trolley equipped with 8 steel rails on both sides
- 4 ESD swivel castors with a diameter of 100 mm, two with brake
- easy to maneuver with height-adjustable ergonomic handle
- color: light grey (RAL7035)
- dimensions (WxDxH): 780 x 715 x 1630 mm
- load capacity max.: 300 kg
- box rails for fixing ESD storage boxes
- ESD storage boxes must be ordered separately
- suitable for: storage box 050.145 (max. 7/rail, max. 112/trolley), 050.15 and 050.155 (max. 5/rail, max. 80/trolley), 050.160 (max. 4/rail, 64/trolley)

dpvlink 22751



Article Type

BT-170B.ESD **Trolley two-sided ESD**
load capacity approx. 300 kg

Part bins



The part bins are designed for manual assembly. Rounded corners and edges as well as the ergonomic gripping surface facilitate the grip, stackable, color: black

In compliance with ESD standard DIN EN 61340-5-1 

dpvlink 5355



Article Dimensions outside [mm]

Part bins		
050.165	160 x 99 x 70	
050.170	160 x 198 x 70	
050.175	160 x 198 x 70	divided into three compartments

Assembly stand ESD



Assembly stand for the supply of storage boxes and part bins at the workstation, material: galvanized steel

In compliance with ESD standard DIN EN 61340-5-1 

dpvlink 5365



Article Type

050.185 **Assembly stand ESD**
Dimensions: 200 x 455 x 290 mm / DxWxH
suitable for:
12 x storage box art. 050.145 or
12 x part bin art. 050.165 or
6 x part bin art. 050.170 / 050.175

Part bin magazine Type 306



The part bin magazine type 306 is ideal for the supply of small parts such as electronic components, contact sleeves, bolts, assembly components, etc.

The basic equipment consists of 40 part bins (4 levels), arranged on a ball-bearing-mounted support within easy reach. The single part bins are easily exchangeable. A handle makes the magazine comfortable to carry.

Picture may differ from original product.

In compliance with ESD standard DIN EN 61340-5-1

Height: 300 mm
 Ø: 470 mm
 Weight: 3.2 kg

dpvlink 25431



Article	Type
050.306	Part bin magazine type 306 ESD single, black with 40 part bins, black
050.306.GS-E	Part bin type 306 single, black for magazine 050.306

ESD Storage boxes



The ESD storage box is very flexible and can be subdivided by different inserts.

- electrically conductive material
- very robust version
- color: black
- material: polypropylene
- stackable

In compliance with the ESD standard DIN EN 61340-5-1



dpvlink 23271



Article	Dimensions outside/inside LxWxH [mm]	
ESD Storage boxes		
SK1.ESD	85 x 102 x 50	62 x 90 x 41
SK2.ESD	160 x 102 x 75	134 x 80 x 64
SK2L.ESD	220 x 102 x 75	193 x 80 x 64
SK3.ESD	225 x 150 x 125	192 x 130 x 114
SK3L.ESD	325 x 150 x 125	292 x 130 x 114
SK4.ESD	350 x 210 x 150	314 x 190 x 139
SK4H.ESD	350 x 210 x 200	314 x 190 x 190
SK5.ESD	500 x 310 x 200	455 x 281 x 189
SK5H.ESD	500 x 310 x 300	455 x 281 x 290

Insertable viewing panel transparent

Insertable viewing panel of transparent plastic.
 No ESD version.



dpvlink 23270



Article	Type
SK1.SF	Insertable viewing panel transparent SK 1
SK2.SF	Insertable viewing panel transparent SK 2 / 2L
SK3.SF	Insertable viewing panel transparent SK 3 / 3L
SK4.SF	Insertable viewing panel transparent SK 4
SK4H.SF	Insertable viewing panel transparent SK 4H
SK5.SF	Insertable viewing panel transparent SK 5
SK5H.SF	Insertable viewing panel transparent SK 5H

Work trays



electrostatically volume conductive plastic, color: black

In compliance with ESD standard DIN EN 61340-5-1

dpvlink 5479



Article	Type
032.150	Work tray ESD, tapered 175 x 100 x 34 mm / DxWxH
032.151	Work tray ESD, tapered 210 x 150 x 40 mm / DxWxH
032.157	Work tray ESD, stackable 190 x 150 x 40 mm / DxWxH stackable and nestable

Frame with work trays



Chrome-plated frame

Work trays electrostatically volume conductive plastic
 Color: black

In compliance with ESD standard DIN EN 61340-5-1

dpvlink 14909



Article	Type
032.153	Work tray ESD 260 x 165 x 70 mm / DxWxH
032.153.TRAY	Frame with 8 work trays 032.153 252 x 190 x 610 mm / DxWxH
032.152	Work tray ESD 260 x 165 x 45 mm / DxWxH
032.152.TRAY	Frame with 10 work trays 032.152 252 x 190 x 610 mm / DxWxH

SMD Storage systems

REELO SMD Reel storage system



The REELO storage system allows the flexible, space-saving storing of SMD reels. With a storage area of 2000 x 1300 x 500 mm (WxHxD) up to 1344 reels (Ø 180 mm) can be stored in a well organized manner.



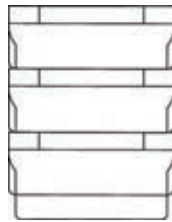
Unlike conventional insert systems, the stored SMD reels can be moved by simply removing a partition wall. Because of this fluctuating storage quantities and the inclusion of new component types can be easily handled.

The pluggable partition walls make an easy compartmentation of the REELO-BOX possible. The size of each compartment can be easily resized by adding/removing a partition wall.

No re-sort of the SMD reels is needed. The REELO-BOX is designed to move the reels within the box.




The handle affixed at the front of the REELO-BOX allows a quick and easy access to the content of the box. Empty REELO boxes are stackable and need only little space.



REELO-BOX 180 / 250 Reel rack

REELO-BOX 180 for reels up to Ø 180 mm
REELO-BOX 250 for reels up to Ø 250 mm

Type	Dimensions WxHxD	Number of reels
REELO-BOX 180	100 x 190 x 510 mm	28
REELO-BOX 250	140 x 260 x 510 mm	25

Material: electrostatically volume conductive polypropylene
In compliance with ESD standard DIN EN 61340-5-1 

dpvlink 5722

Article	Type
039.500.180	REELO-BOX 180 for max. 28 SMD reels of up to Ø 180 mm Dimensions: 510 x 190 x 105 mm / LxWxH
039.500.181	REELO-BOX Partition wall 180 Dimensions: 180 x 90 mm (WxH)
039.500.182	REELO-BOX Partition wall 180 Dimensions: 180 x 160 mm (WxH)



EPAstore® Reel racks

SMD Reel rack type 100



Suitable for

- Euro containers
- transport trolleys
- storage racks
- storage boxes

In compliance with ESD standard DIN EN 61340-5-1 

dpvlink 5727

Article	Type
039.100.180	SMD reel rack type 100/180 for up to 23 SMD reels Ø 180 mm Dimensions: 362 x 188 x 110 mm / LxWxH
039.100.330	SMD reel rack type 100/330 for SMD reels, 38 Ø 330 mm Dimensions: 560 x 365 x 178 mm / LxWxH
039.100.181	Partition wall for reel rack type 100/180 Dimensions: 180 x 180 x 2 mm / LxWxH
039.100.331	Partition wall for reel rack type 100/330 Dimensions: 330 x 165 x 2 mm / LxWxH
039.100.332	Partition wall for reel rack type 100/330 Dimensions: 330 x 330 x 2 mm / LxWxH



SMD Reel rack type 200



Suitable for

- transport trolleys
- storage racks
- storage boxes
- paternoster magazines

In compliance with ESD standard DIN EN 61340-5-1 

dpvlink 5733

Article	Type
039.200.180	SMD reel rack type 200 / 180 for max 42 SMD reels Ø 180 mm Dimensions: 600 x 200 x 106 mm / LxWxH
039.200.181	Partition wall for reel rack type 200 / 180



SMD Reel rack type 300



Suitable for

- transport trolleys
- storage racks
- storage boxes
- paternoster magazines

In compliance with ESD standard DIN EN 61340-5-1



dpvlink 7009

Article	Type
039.300.180.210	SMD reel rack type 300 / 180.210 for max. 13 SMD reels Ø 180 mm Dimensions: 210 x 200 x 110 mm / LxWxH
039.300.180.410	SMD reel rack type 300 / 180.410 for max. 33 SMD reels Ø 180 mm Dimensions: 410 x 200 x 110 mm / LxWxH
039.300.180.850	SMD reel rack type 300 / 180.850 for max. 76 SMD reels Ø 180 mm Dimensions: 850 x 200 x 110 mm / LxWxH
039.300.181	Partition wall for reel rack type 300 / 180 Dimensions: 180 x 180 x 2 mm / LxWxH LxwxH
039.300.250.210	SMD reel rack type 300 / 250.210 for max. 10 SMD reels Ø 250 mm Dimensions: 210 x 270 x 175 mm / LxWxH
039.300.250.410	SMD reel rack type 300 / 250.410 for max. 24 SMD reels Ø 250 mm Dimensions: 410 x 270 x 175 mm / LxWxH
039.300.250.850	SMD reel rack type 300 / 250.850 for max. 54 SMD reels Ø 250 mm Dimensions: 850 x 270 x 175 mm / LxWxH
039.300.330.210	SMD reel rack type 300 / 330.210 for max. 10 SMD reels Ø 330 mm Dimensions: 210 x 372 x 190 mm / LxWxH
039.300.330.415	SMD reel rack type 300 / 330.415 for max. 24 SMD reels Ø 330 mm Dimensions: 415 x 372 x 190 mm / LxWxH
039.300.330.850	SMD reel rack type 300 / 330.850 for max. 54 SMD reels Ø 330 mm Dimensions: 850 x 372 x 190 mm / LxWxH
039.300.380.415	SMD reel rack type 300 / 380.415 for max. 24 SMD reels Ø 380 mm Dimensions: 415 x 400 x 230 mm / LxWxH
039.300.331	Partition wall for reel rack type 300 / 330 Dimensions: 330 x 165 x 2 mm / LxWxH
039.300.332	Partition wall for reel rack type 300 / 330 Dimensions: 330 x 330 x 2 mm / LxWxH
039.300.251	Partition wall for reel rack type 300 / 250 Dimensions: 250 x 250 x 2 mm / LxWxH
039.300.381	Partition wall for reel rack type 300 / 380 Dimensions: 380 x 190 x 2 mm / LxWxD
039.300.382	Partition wall for reel rack type 300 / 380 Dimensions: 380 x 380 x 2 mm / LxWxH

SMD Reel rack with movable wire dividers



Reel holder for SMD reels with Ø 180-380 mm, suitable for storing SMD reels in transport / shelf trolleys, storage racks

- Stable metal construction, galvanized
- Stainless steel wire dividers variably pluggable
- Pitch pattern 32 mm
- Handles and optional labeling rail

In compliance with ESD standard DIN EN 61340-5-1

dpvlink 5750

Article	Type
090.001	Reel rack 540/180 with 17 movable wire dividers for max. 32 SMD reels up to Ø 180 mm Dimensions: 540 x 195 x 110 mm / LxWxH
090.005	Reel rack 540 with 17 movable wire dividers for max. 32 SMD reels Ø 180-380 mm Dimensions: 540 x 285 x 175 mm / LxWxH
090.010	Reel rack 988 with 31 movable wire dividers for max. 60 SMD reels Ø 180-380 mm Dimensions: 988 x 285 x 175 mm / LxWxH
090.015	SMD reel rack with movable wire dividers Length = xxxx mm, customized
090.002	Reel rack 988/180 with 31 movable wire dividers for max. 32 SMD reels up to Ø 180 mm Dimensions: 988 x 195 mm x 110 mm / LxWxH

Accessories for SMD reel rack with movable wire dividers


dpvlink 7043

Article	Type
090.029	Carrying handle for SMD reel rack Art. 090.001, 090.005 (per reel rack 2 handles are needed)
090.030	Magnet labeling strip 40 x 25 mm, white, PU = 50 pieces
090.031	Magnet labeling strip 510 x 40 mm, white
090.032	Magnet labeling strip 960 x 40 mm, white

Magnet labeling strip, further sizes and colors available on request

Reel racks

SMD Reel rack type A-250



Basic dimensions 450 x 240 mm, for a standing storage of SMD reels of up to Ø 250 mm, with 10 or 25 variable dividers and continuous labeling rail.


In compliance with ESD standard DIN EN 61340-5-1 

dpvlink 5737




Article	Type
038.470.10	SMD reel rack type A-250 with 10 dividers for SMD reels of up to Ø 250 mm, conductive, black
038.470	SMD reel rack type A-250, with 25 dividers for SMD reels of up to Ø 250 mm, conductive, black
038.470.ZS	Divider for SMD reel rack type A-250 conductive, black
038.470.D	Lid for SMD reel rack type A-250 conductive, black
038.480	SMD reel rack type A-250, with 25 dividers for SMD reels of up to Ø 250 mm, not conductive, grey

SMD Reel rack type A-330



Basic dimensions 455 x 315 mm, for a standing storage of SMD reels of up to Ø 330 mm, with 10 or 25 variable dividers and continuous labeling rail.


In compliance with ESD standard DIN EN 61340-5-1 

dpvlink 5740




Article	Type
038.475.10	SMD reel rack type A-330 ESD with 10 dividers for SMD reels up to Ø 330 mm, conductive, black
038.475	SMD reel rack type A-330 ESD with 25 dividers for SMD reels up to Ø 330 mm, conductive black
038.475.ZS	Divider for SMD reel rack type A-330 conductive, black
038.485	SMD reel rack type A-330, with 25 dividers for SMD reels up to Ø 330 mm, not conductive, grey

SMD Reel rack type A-380



Basic dimensions 455 x 360 mm, for the storage of SMD reels up to Ø 380 mm, with 10 variable dividers and continuous labeling rail.

In compliance with ESD standard DIN EN 61340-5-1 

dpvlink 5743



Article	Type
038.476	SMD reel rack type A-380, with 10 dividers for SMD reels up to Ø 380 mm, conductive, black
038.486	SMD reel rack type A-380, with 10 dividers for SMD reels up to Ø 380 mm, non conductive, grey
038.476.ZS	Divider for SMD reel rack type A-280 conductive, black

SMD Reel rack type B 180/330/380



for flat storage of SMD reels (first in / first out)
electrostatically volume conductive, black

In compliance with ESD standard DIN EN 61340-5-1 

Type	for reels	External dimensions DxWxH	Internal dimensions DxWxH
B 180	up to Ø 180 mm	186 x 173 x 210 mm	182 x 169 x 190 mm
(B) 330	up to Ø 330 mm	339 x 319 x 210 mm	335 x 315 x 190 mm
(B) 380	up to Ø 380 mm	380 x 370 x 250 mm	375 x 365 x 230 mm

dpvlink 5746




Article	Type
038.490	SMD reel rack type B 180 for SMD reels up to Ø 180 mm
038.491	SMD reel rack type B-330 for SMD reels up to Ø 330 mm
038.492	SMD reel rack type B-380 for SMD reels up to Ø 380 mm

SMD reel rack type 400



Reel rack for SMD reels with Ø 180-330 mm, black conductive polypropylene, vacuum-formed, movable wire dividers (10 pieces included, 20 pieces can be used).

In compliance with ESD standard DIN EN 61340-5-1 

dpvlink 7038



Article	Type
039.400	SMD reel rack type 400 Reels: Ø 180-330 mm Dimensions: 400 x 250 x 110 mm / LxWxH

SMD Reel rack 300 VARIO



Reel holder for SMD reel with Ø 180-380 mm, suitable for storing SMD reels in transport / shelf trolleys, storage racks

- stable metal construction, galvanized
- 15 variable stainless steel dividers
- pitch pattern 20 mm
- length extendable as needed (in 300 mm steps)
- optional labeling rails

In compliance with ESD standard DIN EN 61340-5-1 

dpvlink 5754



Article	Type
090.130	Reel rack VARIO 300 with 15 movable wire dividers for max. 14 SMD reels Ø 180 to 380 mm Dimensions: 300 x 285 x 175 mm / LxWxH
090.130.BS	Labeling rail for reel rack VARIO 300 Dimensions: 300 x 45 x 15 mm

Reel trolley RRT ESD



The steplessly adjustable reel trolley RRT ESD is suitable for the transport, supply and storage of up to 360 SMD reels.

In compliance with ESD standard DIN EN 61340-5-1

Reel trolley RRT ESD



The adjustable reel trolley is compatible with SMD reels and ideal for their transport and storage. All parts are made of perforated powder-coated steel (light grey, RAL 7035 ESD), depth 28 mm. The car has 4 swivel castors Ø 125 mm, two of them with brakes. Load capacity of the trolley 200 kg.

- Total height: 1780 mm
- Shelf heights: steplessly adjustable
- Load capacity: totally max. 200 kg, max. 50 kg per shelf
- Shelf dimensions WxD: 1000 x 430 mm,
- Wheel Ø: 125 mm

dpvlink 2051

Article	Type	D [mm]	W [mm]	H [mm]
RRT-ESD	Reel trolley RRT-ESD	530	1100	1780



Reel rack RR-ESD



The reel rack is suitable for SMD reels with 180 mm, 330 mm and 380 mm Ø. SMD reels with 180 mm Ø can be arranged in two rows (max. 60 reels per row). The rack has 15 compartments that are 60 mm wide. The steel wire dividers have a conductive powder coating. Load capacity 50 kg.

- suitable for reel trolley RRT-ESD and DPV shelf trolley type 1217 / 1218
- also suitable for storage racks with shelves 1000 x 500 mm

dpvlink 2053

Article	Type	D [mm]	W [mm]	H [mm]
RR-ESD	Reel rack RR-ESD	426	960	254



Document holder DSA4-ESD



The holder is suitable for DIN A4 documents and has a conductive powder coating as well as two magnets for the fixing of documents.

dpvlink 2055

Article	Ausführung
DSA4-ESD	Document holder DSA4-ESD



ESD PCB holders

EPASTORE® PCB holder "Tray type Deep + Shallow"



PCB holder "tray type Deep + Shallow" Ideal for the transport and storage for different PCBs. Temperature resistance up to 50°C

In compliance with ESD standard DIN EN 61340-5-1

dpvlink 24680

Article	Type
052.745	EPASTORE® PCB holder "Tray type Deep + Shallow" Dimensions: 172 x 484 mm, 25 + 24 rows / spacing 16 mm max. PCB thickness 2.0 mm (24 rows) or 3.0 mm (25 rows) groove depth 3 mm or 8 mm weight: 0.7 kg



EPASTORE® PCB holder "Tray type 759"



Easy transport and storage for PCBs of different sizes. Temperature resistance up to 50°C


In compliance with ESD standard DIN EN 61340-5-1

dpvlink 24691

Article	Type
052.759	EPASTORE® PCB holder "Tray type 759" Dimensions: 160 x 437 mm, 25 + 24 rows / spacing 16 mm max. PCB thickness 3.0 mm (25 rows), groove depth 10 mm weight: 0.7 kg



Plug-in boards (round knobs)



PCBs of every size are safely held in the plug-in / knobbed board, electrostatically conductive volume, knobs: round Ø 16 x 6 mm, max. PCB thickness 1.6 mm


In compliance with ESD standard DIN EN 61340-5-1

dpvlink 3696

Article	Type
053211	Plug-in board (knobbed) External dimensions: 357 x 257 x 14 mm, Color: black / dissipative



Plug-in boards (square knobs)



PCBs of every sizes are safely held in the plug-in / knobbed board, electrostatically volume conductive, black,


In compliance with ESD standard DIN EN 61340-5-1 

dpvlink 3703


Article	Type
053210	Plug-in board (knobbed) Dimensions: 352 x 252 x 15 mm, Knobs: 8 x 8 x 6 mm, max PCB thickness 1.7 mm
053212	Plug-in board (knobbed) External dimensions: 557 x 357 x 22 mm, Knobs: 14 x 14 x 8 mm, max. PCB thickness 2.5 mm
053212-1	Handle, stainless for plug-in board



L-profile PCB holder



Simple, functional PCB holder for storage, transport and supply of equipped or un-equipped PCBs

In compliance with ESD standard DIN EN 61340-5-1 

Number of grooves:	25
Groove spacing:	10 mm
max. PCB thickness:	3.2 mm size 1 / 2.4 mm size 2

dpvlink 3866

Article	Type
052.725	L-profile holder size 1 / small 208 x 272 x 93 mm / DxWxH
052.730	L-profile holder size 2 / large 355 x 268 x 128 mm / DxWxH



PCB holder made of PE foam



PCB holder made of permanently dissipative PE foam;
25 grooves, groove width 3 mm, groove depth 12 mm; 2 sloped corners

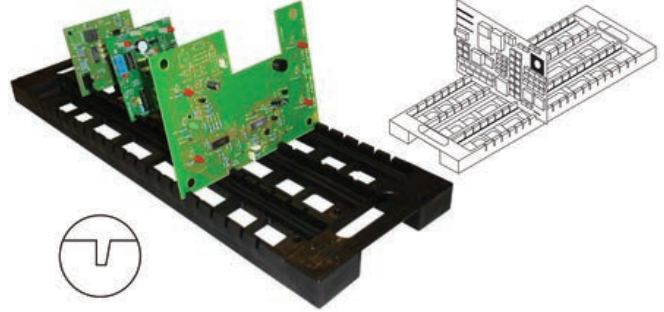
In compliance with ESD standard DIN EN 61340-5-1 

dpvlink 14625

Article	Type
4550.25.0255.LP	PCB holder made of PE foam Dimensions: 355 x 255 x 25 mm



PCB holder "tray type 760 and 761"



PCB holder "tray type 760 and 761"
Ideal for the transport and storage for different PCBs.
Temperature resistance up to 85°C

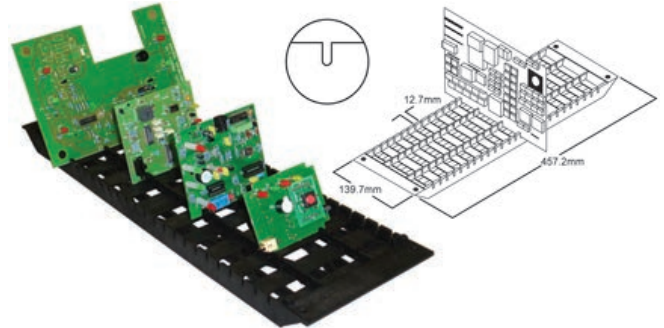
In compliance with ESD standard DIN EN 61340-5-1 

dpvlink 12975


Article	Type
052.760	PCB holder "tray type 760" Dimensions: 175 x 500 mm, 20 rows / grid 18.75 mm Max. PCB thickness 3.0 mm, groove depth 8 mm Weight: 0.7 kg
052.761	PCB holder "tray type 761" Dimensions: 215 x 582 mm, 20 rows / grid 25 mm Max. PCB thickness 3.0 mm, groove depth 8 mm Weight: 1.2 kg



PCB holder "tray type 750 SMT and 751"



PCB holder "tray type 750 SMT and 751"
Ideal for the transport and storage of different PCBs.
Temperature resistance type 750 SMT up to 85°C
Temperature resistance type 751 up to 135°C

In compliance with ESD standard DIN EN 61340-5-1 


dpvlink 13022

Article	Type
052.750.SMT	PCB holder "tray type 750 SMT" Dimensions: 140 x 457 mm, 30 rows / grid 12.5 mm Max. PCB thickness 1.9 mm, groove depth 3.75 mm Weight: 0.4 kg
052.751	PCB holder "tray type 751" Dimensions: 140 x 457 mm, 25 rows / grid 15.6 mm Max. PCB thickness 3 mm, groove depth 7.5 mm Weight: 0.4 kg



PCB holders cab

electrostatically conductive, an exemplary concept:
well thought out, flexible and complete



These PCB holders are used in the production, in test fields and in the storage. They can be equipped as well when standing vertically as lying horizontally. The width is completely variable and the system can be assembled for all PCB sizes according to the individual requirements.

- Handles**
 They facilitate the transport and especially the removal of the PCB holders out of the transport boxes. For saving space in the height they are retractable.
- Clamp**
 It can be mounted on the side of every PCB holder. The clamp serves to fix accompanying documents like parts lists and order forms.
- Bearing rail**
 It serves to support heavy and large PCB and protects them from slipping down while being transported.
- Profile rail**
 It is made of aluminium extruded profile and is available with every requested length.
- Partitions**
 The double-walled partitions are extremely stable and torsion-resistant due to the sandwich structure.
- Free space**
 For preventing damages of protruding components the bearing edge lies 17 mm above the table surface.

Quick and simple assembly
 Quick and easy adjustment due to external adjustment grooves lying 0.4 mm above the surface.



Transport container
 The PCB holder can be used for the transport in Euro containers 600 x 400 mm or 400 mm x 300 mm.



The retractable handles facilitate the insertion and removal.

Stable and torsion-resistant
 The partitions are extremely stable due to the double-walled structure. In addition, in case of mechanical and thermal load, the partitions can be stiffened by a metal tube.



Standing vertically
 Equipped PCBs must be stored horizontally before soldering. For this purpose, the PCBs be placed vertically.



Groove lock
 For preventing damages of the components while inserting the PCBs into the magazine the grooves can be blocked by groove locks.

Technical data partition 100 / 180 / 300:

Number guide slots:	32
Spacing guide slots:	10 mm
Material:	Polypropylene
Color:	Black
Continuous use temperature:	70°C

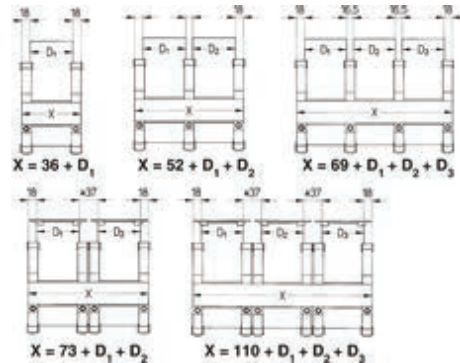
After aging no diminution of the conductivity, chemical and UV resistance excellent.

Version conductive = electrostatically volume conductive

In compliance with ESD standard DIN EN 61340-5-1 ⚠

Partition wall	Slot width	Slot depth	PCB spacing	Max. equip-ment
100	2.8 mm	2.0 mm	10 mm	32 PCBs
180	4.0 mm	2.5 mm	10 mm	32 PCBs
300	3.5 mm	2.5 mm	10 mm	32 PCBs

The length of the profile (dimension X) is calculated according to the indications below.
 Dimension D = PCB width
 Dimension X = length of profile rail



Partition 100



dpvlink 4285

Article	Type
8910050	Partition 100 359 x 100 x 20 mm, PCB insertion depth 83 mm
8910102	Partition 100, reinforced
8913913	Partition 100, with holes for groove lock



Partition 180



dpvlink 4288

Article	Type
8910060	Partition 180, with holes for groove lock 359 x 180 x 21 mm, PCB insertion depth 163 mm
8910104	Partition 180, with holes for groove lock

Partition 300



dpvlink 4292

Article	Type
8912049	Partition 300 357 x 303 x 20 mm, PCB insertion depth 285 mm
8913914	Partition 300, with holes for groove lock

Carrying handles 100, 180 / 300



dpvlink 4609

Article	Type
8912007	Carrying handle for partition 100 1 Set = 2 handles, 8 screws
8910097	Carrying handle for partition 180 / 300 1 Set = 2 handles, 8 screws

Profile rails



dpvlink 4612

Article	Type
8910252	Profile rail, length 252 mm suitable for Euro containers 400 x 300 mm
8910547	Profile rail, length 547 mm suitable for Euro containers 600 x 400 mm
8911000	Profile rail, length 1000 mm
8912000	Profile rail, length 2000 mm
891xxxx	Profile rail, xxxx mm long Customized length in mm

Bearing rails 100, 180, 300



dpvlink 4618

Article	Type
8912004	Bearing rails for partition 100
8912005	Bearing rails for partition 180
8912006	Bearing rails for partition 300

Positioning stripes 10, 20, 30



dpvlink 4622

Article	Type
8910013	Positioning stripes 20 (1 sheet = 12 stripes)


Clamp with mounting screws



dpvlink 5896

Article	Type
8910009	Clamp with screws

Slot lock for partitions 100, 180, 300



(suitable for partitions with holes for groove locks)

dpvlink 5926

Article	Type
8913916	Groove lock 1, single (Pack = 100 pcs)
8913917	Groove lock 2, double (Pack = 100 pcs)

Test set 100 / 180 / 300

Order without any risk with 8 days right of return.
Our service for your safe decision

Test set 100



e.g. for PCBs with 100 mm width

Scope of delivery:

- 4 partitions 100
- 2 profile rails 369 mm
- 1 clamp

dpvlink 4626

Article	Type
8910063	PCB Test set 100

Test set 180



e.g. for PCBs with 100 mm with

Scope or delivery:

- 4 partitions 180
- 2 profile rails 369 mm
- 1 clamp
- 1 set of handles

dpvlink 4628

Article	Type
8910064	PCB holder test set 180

Test set 300



e.g. for PCBs with 233.4 mm width
Scope of delivery:

- 2 partitions 300
- 4 profile rails 269 mm
- 1 clamp
- 1 set of handles

dpvlink 4630

Article	Type
8910065	PCB holder test set 300



PCB holder system UTZ

Slotted walls one-sided system UTZ



Technical data:

Distance between guide slots: 10 mm

Material: Black polypropylene

electrostatically volume conductive

In compliance with ESD standard
 DIN EN 61340-5-1

dpvlink 4714

Article	Type
3-879-123.EL	Slotted walls one-sided system UTZ Slotted wall 352 x 95 x 30 mm 33 slots, slot depth 2 mm
3-883-123.EL	Slotted wall 352 x 190 x 30 mm 33 slots, slot depth 2 mm



Guide rail system UTZ slot



Screws (M4x10), (4 pieces per slotted wall)
 NOT included


dpvlink 4730

Article	Type
3-080-876	Guide rail system UTZ slot Guide rail 252 x 78 mm, adjustable with slot
3-080-875	Guide rail 352 x 78 mm, adjustable with slot
3-080-874	Guide rail 552 x 78 mm, adjustable with slot



PCB holder WEZRack series 100

PCB holder WEZRack Series 100



Slotted wall 1-300
 Slot numbers: 20
 Slot width/depth: 3.5 / 2.5 mm
 Slot pitch: 10.16 mm



Slotted wall 1-400
 Slot numbers: 30
 Slot width/depth: 3.5 / 2.5 mm
 Slot pitch: 10.16 mm



electrostatically volume conductive

In compliance with ESD standard
 DIN EN 61340-5-1

dpvlink 4743

Article	Type
PCB holder WEZRack Series 100	
2510.000.992	Slotted wall 1-300 (pair) 255 x 82 x 13.5 mm
3510.000.992	Slotted wall 1-400 (pair) 355 x 82 x 13.5 mm
9980.149.156	Profile rail 1-156 Length = 156 mm
9980.149.256	Profile rail 1-256 Length = 256 mm
9980.149.356	Profile rail 1-356 Length = 356 mm
9980.149.556	Profile rail 1-556 Length = 556 mm
9980.149.XXX	Profile rail 1-XXX Length customer-specific
9980.152.000	Slot lock (Pack = 100 pcs)



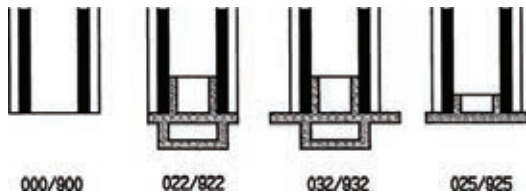
PCB holder WEZRack series 180



Simple and safe system for PCB handling in the production, in the storage and for the transport. Modular design fits in Euro containers. Individually configurable for the different practical needs.

Electrostatically volume conductive

In compliance with ESD standard DIN EN 61340-5-1 



Open slots or base stop?

The slotted walls of the series 180 are available with open or closed slot ends.

Versions 000 / 900 open slots for pushing through

Versions 022 / 922 base stop 22, support width = 2.5 mm

Versions 032 / 932 base stop 32, support width = 7.5 mm

Versions 025 / 925 base stop 25, support width = 4.0 mm

Slotted wall 300 / 322 



Slotted wall 300

Slot number: 20
Slot depth: 2.5 mm
Slot width: 3.5 mm
Slot pitch: 10.16 mm

dpvlink 4760

Article	Type
2518.000.992	Slotted wall 300 255 x 180 x 22 mm, without base stop
2518.900.992	Slotted wall 300 reinforced 255 x 180 x 22 mm, without base stop with aluminum reinforcement
2518.022.992	Slotted wall 322 255 x 180 x 22 mm, with base stop 22
2518.922.992	Slotted wall 322 reinforced 255 x 180 x 22 mm, with base stop 22 with aluminum reinforcement

Double slotted wall 300 / 322 

dpvlink 4770

Article	Type
2534.000.992	Double slotted wall 300 255 x 345 x 22 mm, without base stop
2534.900.992	Double slotted wall 300 reinforced 255 x 345 x 22 mm, without base stop with aluminum reinforcement
2534.022.992	Double slotted wall 322 255 x 345 x 22 mm, with base stop 22
2534.922.992	Double slotted wall 322 reinforced 255 x 345 x 22 mm, with base stop 22 with aluminum reinforcement

Slotted wall 400 / 422 / 432 



Slotted wall 400 / 422 / 432

Slot number: 30
Slot width: 3.5 mm
Slot depth: 2.5 mm
Slot pitch: 10.16 mm

dpvlink 4775

Article	Type
3518.000.992	Slotted wall 400 355 x 180 x 22 mm, without base stop
3518.900.992	Slotted wall 400 reinforced 355 x 180 x 22 mm, without base stop with aluminum reinforcement
3518.022.992	Slotted wall 422 355 x 180 x 22 mm, with base stop 22
3518.922.992	Slotted wall 422 reinforced 355 x 180 x 22 mm, with base stop 22 with aluminum reinforcement
3518.032.992	Slotted wall 432 355 x 180 x 32 mm, with base stop 32
3518.932.992	Slotted wall 432 reinforced 355 x 180 x 32 mm, with base stop 32 with aluminum reinforcement

Double slotted wall 400 / 422 / 432 

dpvlink 4782

Article	Type
3535.000.992	Double slotted wall 400 355 x 345 x 22 mm, without base stop
3535.900.992	Double slotted wall 400 reinforced 355 x 345 x 32 mm, without base stop with aluminum reinforcement
3535.022.992	Double slotted wall 422 355 x 345 x 22 mm, with base stop 22
3535.922.992	Double slotted wall 422 reinforced 355 x 345 x 32 mm, with base stop 22 with aluminum reinforcement
3535.032.992	Double slotted wall 432 355 x 345 x 32 mm, with base stop 32
3535.932.992	Double slotted wall 432 reinforced 355 x 345 x 32 mm, with base stop 32 with aluminum reinforcement

Slotted wall 600 / 625 



Slotted wall 600

Slot number: 49
Slot width: 3.5 mm
Slot depth: 2.5 mm
Slot pitch: 10.16 mm

dpvlink 4789

Article	Type
5518.000.992	Slotted wall 600 reinforced 555 x 180 x 22 mm, without base stop
5518.025.992	Slotted wall 625 reinforced 550 x 180 x 25 mm, with base stop 25

Double slotted wall 600 / 625 

dpvlink 4792

Article	Type
5535.000.992	Double slotted wall 600 555 x 345 x 22 mm, without base stop
5535.900.992	Double slotted wall 600 reinforced 550 x 345 x 25 mm, without base stop with aluminum reinforcement
5535.025.992	Double slotted wall 625 550 x 345 x 25 mm, with base stop 25
5535.925.992	Double slotted wall 625 reinforced 550 x 345 x 25 mm, with base stop 25 with aluminum reinforcement

Aluminium rack profile rails series 180



Length calculation $X = 58 + D_1 + D_2$

dpvlink 4797

Article	Type
9980.074.256	Profile rail, length = 256 mm
9980.074.356	Profile rail, length = 356 mm
9980.074.556	Profile rail, length = 556 mm
9980.074.XXX	Profile rail Length... customer-specific



Accessories for WEZ Rack series 180

dpvlink 4803


Article	Type
9980.076.000	Slot lock (Pack = 100 pcs)
9980.077.000	Handle 230 x 8 mm



PCB holders WEZ Printorama

A versatile and universal frame system as tool for the production, storage and the transport of PCBs, electrostatically volume conductive



In compliance with ESD standard DIN EN 61340-5-1 

Printorama Secondo 400 x 300



- Fit in Euro containers 400 x 300 x 133 mm
- for PCBs with an insertion width of up to max. 335 mm
- groove length = 100 mm
- groove depth = 3 mm

dpvlink 4828

Article	inside LxWxH [mm]	Spacing
4310.100.992	335 x 235 x 98	5.08 mm



Printorama Secondo 600 x 400



- Fit in Euro containers 600 x 400 x 133 mm
- for PCBs with an insertion width of up to max. 535 mm
- groove length = 100 mm
- groove depth = 3 mm

dpvlink 4834

Article	inside LxWxH [mm]	Spacing
6410.100.992	535 x 335 x 98	5.08 mm




Accessories for Printorama Secondo

dpvlink 26617

Article	Type
9980.035.000	Secondo corner unmounted 17 x 17 x 105 mm
9980.054.994	Secondo FIX (10 pieces) for the fixed connection of the partition walls with the Secondo frame




Printorama partition system



All frame systems of the Printorama range can be subdivided with the partition walls. The solid (aluminum-reinforced) partition wall ensures the stability that is essential for transport safety.

For setting a PCB dimension neither is a tool needed, nor must the frame be removed of the container.

In compliance with ESD standard DIN EN 61340-5-1 

Partition walls to subdivide the Printorama system, each available longitudinal and transverse, in 3 lengths (300 / 400 / 600) for a reliable mounting of your PCBs.



Die Zwischenwände weisen einen unterschiedlich versetzten Einschubkamm auf (⊕ ⊖ ⊕). Dies gewährleistet einen minimalen Unterteilungsraster von 1,7 mm.



Standard pitch P: 5,08 mm
Groove width: 2,50 mm
Groove depth: 3,00 mm



Available for all types (300, 400 and 600)

Partition wall 300 standard

235 x 100 x 10 mm, groove width 2.5 mm, groove depth 3 mm

dpvlink 4847

Article	Type
2310.100.992	Partition wall 300 standard P = 5.08 mm normal distance (+/-0)
2310.110.992	Partition wall 300 standard P = 5.08 mm plus distance (+1.7 mm)
2310.120.992	Partition wall 300 standard P = 5.08 mm minus distance (-1.7 mm)



Partition wall 400 standard

335 x 100 x 10 mm, groove width 2.5 mm, groove depth 3 mm

dpvlink 4855

Article	Type
3310.100.992	Partition wall 400 standard P = 5.08 mm normal distance (+/-0)
3310.110.992	Partition wall 400 standard P = 5.08 mm plus distance (+1.7 mm)
3310.120.992	Partition wall 400 standard P = 5.08 mm minus distance (-1.7 mm)



Partition wall 600 standard

535 x 100 x 10 mm, groove width 2.5 mm, groove depth 3 mm

dpvlink 4863

Article	Type
5310.100.992	Partition wall 600 standard P = 5.08 mm normal distance (+/-0)
5310.110.992	Partition wall 600 standard P = 5.08 mm plus distance (+1.7 mm)
5310.120.992	Partition wall 600 standard P = 5.08 mm minus distance (-1.7 mm)



PCB magazine series 600 / 700 / 800



Series 600 - Width adjustment by screw clamp

By releasing the four screw clamps the width of the PCB magazines of the series 600 can be changed. The cost-effective version allows to push the movable sidewalls to the required PCB width.



Series 700 - width adjustment by toothed belt


The magazines of the series 700 can be adjusted to the required width within seconds




Series 800 - fully automatic width adjustment

The width adjustment of the series Serie 800 is fully automatic in connection with unloaders. For further information see [dplink 22506](#)

Figure series 700



Version conductive = electrostatically volume conductive
In compliance with ESD standard DIN EN 61340-5-1 

The most important features:

- Heat resistance of polystyrene (PS) partitions up to 60°C / 50°C (insertions/environment)
- Heat resistance of plastic partitions up to 130°C / 100°C (insertions/environment) series 600 and 130°C / 80°C (insertions/environment) series 700 / 800
- Precise and quick setting on the PCB width (700 series)
- Captive transport lock to protect the PCBs
- Sequential numbers on the PCB guides facilitate the manual insertion
- Stackable
- Largest variety, measure compatible to existing systems
- Reversible for PCBs equipped on both sides



Partly assembled

The magazine is delivered as a set consisting of a set of baseplates and a set of partitions. The final assembly is done by the customer.

Assembled

The magazine is supplied in assembled condition.

Adjustment to the PCB width series 700

The PCB is held between the PCB guides. By pulling the toothed belt you adjust the spacing of the sidewall. The fine adjustment is made with the deflection pulley. Only one knurled screw clamps the toothed belt and secures the movable sidewall.

Safe guidance

The guide slots are funnel-shaped at each end in order to ensure safe insertion of PCBs. The stuck positioning stripes with yellow color markings indicate the exact placement position and prevent that the PCBs are obliquely inserted by hand.

Transport lock

For securing the PCB, safety bars are mounted by default on the front and back of the fixed sidewall. The helical guide allows the safety bar to fall automatically into the locking position due to its own weight. For opening the transport lock the bar is moved outward until it clicks.

Stackable

There are four knobs at the top of the magazine used to stack the magazines in a space-saving and safe way.

Reversible

By the vertical symmetry the magazines can be placed upside down for handling PCB equipped on both sides. The standing knobs can be removed for this purpose.

Many standard types

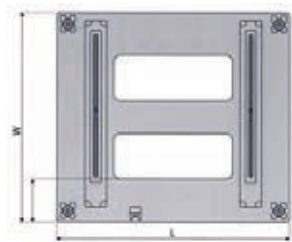
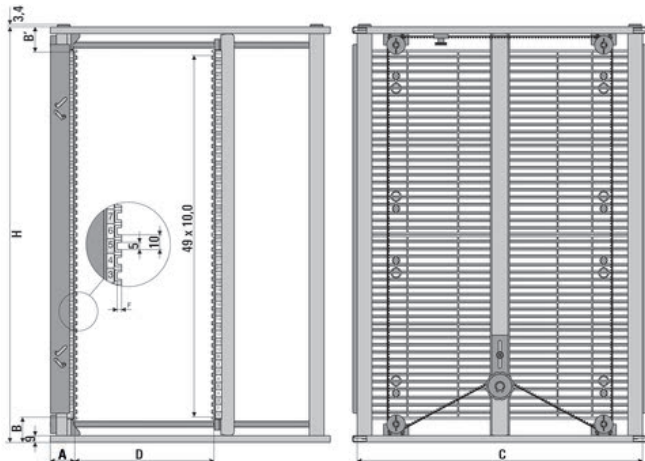
The PCB magazines are available in various standard sizes. The different types correspond to the commonly used magazine sizes on the market.

Technical data:

Material	Polystyrene, conductive, black Metal, conductive, silver
Surface resistance	10 ⁸ - 10 ⁹ ohm ⚠
Continuous use temperature series 600 (Insertions/environment)	100°C / 80°C plastic 200°C / 100°C metal
Continuous use temperature series 700 (Insertions/environment)	100°C / 80°C plastic 200°C / 100°C metal

- (D) = PCB width
- (C) = max. PCB length
- L = Magazine depth
- W = Magazine width
- H = Magazine height
- A = Outer edge magazine with PCB guide
- (B) = Lower edge magazine up to PCB guide
- (B)' = Top edge magazine up to PCB guide
- g = Weight kg

DIMS mm	601 / 701	602 / 702	603 / 703	704	705 / 715	706 / 716	707 / 717	708 / 718
D	10-250	10-250	10-310	10-330	10-310	10-390	10-460	10 400
C	342	387	387	447	522	522	522	522
L	355	400	400	460	535	535	535	535
W	320	320	380	400	380	460	530	470
H	563	563	563	563	570 / 563	570 / 563	570 / 563	570 / 563
A	34	34	34	34	34	34	34	34
B	34	34	34	34	41 / 34	41 / 34	41 / 34	41 / 34
B'	34	34	34	34	34	34	34	34
g	5.3	5.4	6.0	7.8	8.3	9.1	9.3	9.2



PCB magazines series 600 PS/PC partially assembled

Series 600 PC - width adjustment with screw clamp
Partition (PS) heat resistance: 60°C insertions, 50°C environment

Partition (PC) heat resistance: 130°C insertions, 100°C environment

dpvlink 5908

Article	Type	PCB width	PCB length
PCB magazines series 600 PS/PC partially assembled			
8917601	PCB magazine 601.1 PS, partially assembled	40 - 250 mm	342 mm
8917602	PCB magazine 602.1 PS	40 - 250 mm	387 mm
8917603	PCB magazine 603.1 PS	40 - 310 mm	387 mm
8916601	PCB magazine 601.2 PC	40 - 250 mm	342 mm
8916602	PCB magazine 602.2 PC	40 - 250 mm	387 mm
8916603	PCB magazine 603.2 PC	40 - 310 mm	387 mm

PCB magazine series 600 M fully assembled

Series 600 - width adjustment with screw clamp
Partition made of metal, heat resistance: 200°C insertions, 200°C environment

dpvlink 9811

Article	Type	PCB width	PCB length
PCB magazine series 600 M fully assembled			
8915601	PCB magazine 601.3 M	40 - 250 mm	342 mm
8915602	PCB magazine 602.3 M	40 - 250 mm	387 mm
8915603	PCB magazines 603.3 M	40 - 310 mm	387 mm

PCB magazine series 700 PS/PC partially assembled

Series 700 PS/PC - width setting with toothed belt
Partition (PS), heat resistance: 60°C insertion, 50°C environment
Partition (PC), heat resistance: 130°C insertion, 80°C environment

dpvlink 5912

Article	Type	PCB width	PCB length
PCB magazine series 700 PS/PC partially assembled			
8917701	PCB magazine 701.1 PS	40 - 250 mm	342 mm
8917702	PCB magazine 702.1 PS	40 - 250 mm	387 mm
8917703	PCB magazine 703.1 PS	40 - 310 mm	387 mm
8917704	PCB magazine 704.1 PS	10 - 330 mm	447 mm
8916701	PCB magazine 701.2 PC	40 - 250 mm	342 mm
8916702	PCB magazine 702.2 PC	40 - 250 mm	387 mm
8916703	PCB magazine 703.2 PC	40 - 310 mm	387 mm
8916704	PCB magazine 704.2 PC	10 - 330 mm	447 mm
8916716	PCB magazine 716.2 PC	10 - 390 mm	522 mm
8916717	PCB magazine 717.2 PC	10 - 460 mm	522 mm

PCB magazine series 700 M fully assembled

Series 700 M - width adjustment with toothed belt
Partition made of metal, heat resistance: 200°C insertion, 100°C environment

dpvlink 9815


Article	Type	PCB width	PCB length
PCB magazine series 700 M fully assembled			
8915701	PCB magazine 701.3 M	40 - 250 mm	342 mm
8915702	PCB magazine 702.3 M	40 - 250 mm	387 mm
8915703	PCB magazine 703.3 M	40 - 310 mm	387 mm
8915704	PCB magazine 704.3 M	10 - 330 mm	447 mm
8915716	PCB magazine 716.3 M	10 - 390 mm	522 mm

Assembly magazine series 600 / 700

dpvlink 5929

Article	Type
8913070.MON	Magazine series 600 / 700 Delivery fully assembled

PCB magazines series 800 PC partially assembled



- PCB magazines of **polycarbonate (PC)**
- Variable width adjustment with toothed belt
- motorized with **clutch disk** or by hand
- for manual or **automatic width adjustment**
- Heat resistance: 130°C insertions, 80°C environment
- **partially assembled**; therefore space-saving shipping possible

Automatic operation:

When inserting the magazine into the loader, a wedge moves a bar outwards. When removing the magazine, the slot is locked again.

Manual operation:

During the manual operation the bar is moved outwards when lifted and locks in the upper position. When lifted again, the slots are locked.

Article number	External dimensions			Printed circuit board		
	L mm	W mm	H mm	Width min. mm	Width max. mm	Length max. mm
8918801	355	320	563	40	250	342
8918802	400	320	563	40	250	387
8916745	400	380	563	40	310	387
8918804	460	500	563	10	330	447
8916816	535	460	563	10	390	522
8916817	535	530	563	10	460	522

dpvlink 22355

Article	Type	PCB width	PCB length
PCB magazines series 800 PC partially assembled			
8918801	PCB magazine 801.2 PC	40 - 250 mm	342 mm
8918802	PCB magazine 802.2 PC	40 - 250 mm	387 mm
8916745	PCB magazine 803.2 PC	40 - 310 mm	387 mm
8918804	PCB magazine 804.2 PC	10 - 330 mm	447 mm
8916815	PCB magazine 815.2 PC	10 - 310 mm	522 mm
8916816	PCB magazine 816.2 PC	10 - 390 mm	522 mm
8916817	PCB magazine 817.2 PC	10 - 460 mm	522 mm

PCB magazines series 800 PS partially assembled



- PCB magazines of **polystyrene (PS)**
- Variable width adjustment with toothed belt
- motorized with **clutch disk** or by hand
- for manual or **automatic width adjustment**
- Heat resistance: 60°C insertions, 50°C environment
- **partially assembled**; therefore space-saving shipping possible

Article number	External dimensions			Printed circuit board		
	L mm	W mm	H mm	Width min. mm	Width max. mm	Length max. mm
8919801	355	320	563	40	250	342
8919802	400	320	563	40	250	387
8919803	400	380	563	40	310	387
8919804	460	400	563	10	330	447

dpvlink 22506

Article	Type	PCB width	PCB length
PCB magazines series 800 PS partially assembled			
8919801	PCB magazine 801.1 PS	40 - 250 mm	342 mm
8919802	PCB magazine 802.1 PS	40 - 250 mm	387 mm
8919803	PCB magazine 803.1 PS	40 - 310 mm	387 mm
8919804	PCB magazine 804.1 PS	10 - 330 mm	447 mm

PCB magazines series 800 M fully assembled



- PCB magazines of **metal (M)**
- Variable width adjustment with toothed belt
- motorized with **clutch disk** or by hand
- for manual or **automatic width adjustment**
- Heat resistance: 200°C insertions, 100°C environment
- expeditiously **fully assembled**

dpvlink 22357


Article	Type	PCB width	PCB length
PCB magazines series 800 M fully assembled			
8915801	PCB magazine 801.3 M	40 - 250 mm	342 mm
8916740	PCB magazine 802.3 M	40 - 250 mm	387 mm
8915803	PCB magazine 803.3 M	40 - 310 mm	387 mm
8915804	PCB magazine 804.3 M	10 - 330 mm	447 mm
8915816	PCB magazine 816.3 M	10 - 390 mm	522 mm
8915817	PCB magazine 817.3 M	10 - 460 mm	522 mm

Accessories for cab PCB magazines of series 600, 700 and 800

dpvlink 22468

Article	Type	PU
8916571	Slot lock 1-fold for PCB magazines	100 piece
8916575	Slot lock 5-fold for PCB magazines	20 piece
8913416	Bracket for accompanying documents	1 piece
8916411	ESD Protective cover 601/701/801	10 piece
8916412	ESD Protective cover 602/702/802	10 piece
8916413	ESD Protective cover 603/703/803	10 piece
8916414	ESD Protective cover 704/804	10 piece
8916416	ESD Protective cover 706/716/806/816	10 piece
8916417	ESD Protective cover 707/717/807/817	10 piece

PCB magazine Quickfill



- Stable and robust plastic construction with metal reinforcement
- Compatible with the common placement machines
- Reliable fixation of set PCB widths
- No abrasion of moving parts
- Capacity for 50 PCBs
- Plastic parts: conductive PS (temperature-resistant up to 60°C) or conductive ABS/PC (temperature-resistant up to 110°C)
- Top/base: galvanized steel
- electrostatically dissipative
- Groove width: 5 mm
- Groove depth: 3.5 mm
- Groove pitch: 10 mm
- Delivery: disassembled, packed in box with assembly instructions

PCB magazine Quickfill with screw clamp

dpvlink 15098

Article	Type
152.3060	Quickfill magazine PS-3060 Dimensions 400 x 460 x 563 mm (W x D x H) PCB width 100 - 310 mm temperature-resistant up to max 60°C

152.1120	Quickfill magazine ABS-1120 Dimensions 400 x 460 x 563 mm (W x D x H) PCB width 50 - 300 mm temperature-resistant up to max. 110°C
----------	--

PCB magazine Quickfill with quick-clamping adjustment

dpvlink 15102

Article	Type
152.4060	Quickfill magazine PS-4060 Dimensions 320 x 355 x 563 mm (W x D x H) PCB width 50 - 250 mm temperature-resistant up to max 60°C

152.6060	Quickfill magazine PS-6060 Dimensions 400 x 460 x 563 mm (W x D x H) PCB width 100 - 310 mm temperature-resistant up to max 60°C
----------	--

152.7060	Quickfill magazine PS-7060 Dimensions 460 x 535 x 570 mm (W x D x H) PCB width 50 - 390 mm temperature-resistant up to max 60°C
----------	---

152.2120	Quickfill magazine ABS-2120 Dimensions 320 x 355 x 563 mm (W x D x H) PCB width 50 - 250 mm temperature-resistant up to max 110°C
----------	---

152.3020	Quickfill magazine ABS-3020 Dimensions 460 x 535 x 570 mm (W x D x H) PCB width 50 - 390 mm temperature-resistant up to max 110°C
----------	---

DPV Transport trolleys

Transport trolley type 500 ABS



Suitable for Euro containers 600 x 400 mm and 400 x 300 mm

In compliance with ESD standard DIN EN 61340-5-1

Very stable conductive ABS black plastic frame. High load capacity. High quality, maintenance-free wheel equipment. 4 smooth-running swivel castors, non-marking with conductive thermoplastic wheel (Ø 75 mm or Ø 100 mm). Forks and screw connections galvanized.
Internal dimensions: 605 x 405 mm. Profile height inside 20 mm.



The frame profile includes the external edges of the container

Stacking trolley

for up to 15 transport trolleys. 4 ESD swivel castors, with rubber wheels



Pull rod for transport trolley type 500 / type 600 bright galvanized

dpvlink 6790

Article	Ausführung
5391.500	Transport trolley type 500 ABS 4 swivel castors ESD Ø 75 mm, Loading capacity max.: 200 kg, external dimension: 620 x 420 x 140 mm.
5391.501	Transport trolley type 501 ABS 4 swivel castors ESD Ø 75 mm (2x with lock), payload max.: 200 kg, dimensions: 620 x 420 x 140 mm outside.
5391.510	Transport trolley type 510 ABS 4 swivel castors ESD Ø 100 mm, Loading capacity max.: 250 kg, external dimension: 620 x 420 x 175 mm.
5391.511	Transport trolley type 511 ABS 4 swivel castors ESD Ø 100 mm (2x with lock), payload max.: 250 kg, dimensions: 620 x 420 x 175 mm outside.
5391.535.ZS5	Pull rod for type 500 / type 600
5391.536	Stacking trolley ESD for type 500

Transport trolley type 600 ABS

Transport trolley of conductive ABS, black

- very stable plastic frame
- suitable for Euro container 600 x 400 mm and 400 x 300 mm
- Load capacity up to max. 200 kg
- External dimensions: 581 x 381 x 131 mm
- first-class, maintenance-free wheel equipment

In compliance with ESD standard DIN EN 61340-5-1 



The frame profile comprises the container stacking edges



Stacking trolley


for up to 15 transport trolleys. 4 ESD swivel castors, with rubber wheels



Pull rod for transport trolley type 500 / type 600, glossy chromed

Article no. 5391.535.ZS5

dpvlink 17478


Article	Ausführung	
5391.600	Transport trolley type 600 ABS 4 swivel castors ESD Ø 75 mm, load max. 200 kg, dimensions: 581 x 381 x 131 mm outside	
5391.601	Transport trolley type 601 ABS 4 swivel castors ESD Ø 75 mm (2x with lock), payload max.: 200 kg, dimensions: 581 x 381 x 131 mm outside.	
5391.610	Transport trolley type 610 ABS 4 swivel castors ESD Ø 100 mm, load max. 200 kg, dimensions: 581 x 379 x 158 mm outside	
5391.611	Transport trolley type 611 ABS 4 swivel castors ESD Ø 100 mm (2x with lock), payload max.: 200 kg, dimensions: 581 x 379 x 158 mm outside.	
5391.636	Stacking trolley ESD for type 600	

Transport trolley type 100

Transport trolley type 100 – suitable for Euro containers, transport containers and PCB magazines.

Galvanized metal construction, 4 swivel castors, solid rubber, black conductive, Ø 100 mm, smooth rolling, load capacity 150-200 kg

Version trolley non-marking / ELS: wheel body made of polypropylene, equipped with thermoplastic, non-marking rubber tread, electrically conductive.

In compliance with ESD standard DIN EN 61340-5-1 



Pull rod for transport trolley type 100/101, bright galvanized (article no. 5390.100.ZS1)




The **transport trolley type 100** is available in different versions. A difference is made between the standard castors, that may leave contact marks on the floor, and the non-marking castors, equipped with a thermoplastic, non-marking rubber tread.

Both castor types are **optionally** also available **with locks**. Two of the 4 swivel castors are equipped with locks.

Transport trolley type 100 without lock

Without lock/brake


dpvlink 1906					
Article	Type	D [mm]	W [mm]	Payload	
5390.100.3	Trolley	410	610	200 kg	
5390.100.3.ELS	Trolley non-marking	410	610	200 kg	
5390.100.74	Trolley	410	710	180 kg	
5390.100.74.ELS	Trolley non-marking	410	710	180 kg	
5390.100.84	Trolley	410	810	150 kg	
5390.100.84.ELS	Trolley non-marking	410	810	150 kg	

Accessories

5390.100.ZS1 Pull rod

Transport trolley type 101 with lock

with brake/lock

dpvlink 18028					
Article	Type	D [mm]	W [mm]	Payload	
5390.101.64	Trolley with lock	410	610	200 kg	
5390.101.64.ELS	Trolley non-marking with lock	410	610	200 kg	
5390.101.74	Trolley with lock	410	710	180 kg	
5390.101.74.ELS	Trolley non-marking with lock	410	710	180 kg	
5390.101.84	Trolley with lock	410	810	150 kg	
5390.101.84.ELS	Trolley non-marking with lock	410	810	150 kg	
5390.101.86	Trolley with lock	610	810	150 kg	
5390.101.86.ELS	Trolley non-marking with lock	610	810	150 kg	
5390.100.ZS1	Pull rod				

- Special versions available on request -

Transport trolley type 120 with handle

Transport trolley type 120 with handle - suitable for Euro containers, transport containers and PCB magazines

Galvanized metal construction, 2 swivel and 2 fixed castors, solid rubber black, conductive, Ø 100 mm, smooth rolling properties, load capacity 150-200 kg.

Version non-marking trolley / ELS: wheel body of polypropylene, equipped with thermoplastic, non-marking rubber thread, conductive.

In compliance with ESD standard DIN EN 61340-5-1



The **transport trolley type 120** is available in different versions. A difference is made between the standard castors, that may leave contact marks on the floor, and the non-marking castors, equipped with a thermoplastic, non-marking rubber tread.

Both castor types are **optionally** also available **with locks/brake**. The transport trolley type 121 has two swivel and two fixed castors, the two swivel castors are equipped with locks.

Transport trolley type 120 with handle without lock

without lock/brake



dpvlink 8172

Article	Type	D [mm]	W [mm]	Payload
5390.120.3	with handle	410	610	200 kg
5390.120.3.ELS	with handle, non-marking	410	610	200 kg
5390.120.74	with handle	410	710	180 kg
5390.120.74.ELS	with handle, non-marking	410	710	180 kg
5390.120.84	with handle	410	810	150 kg
5390.120.84.ELS	with handle, non-marking	410	810	150 kg

Transport trolley type 120 mit handle and lock

with lock/brake



dpvlink 18035

Article	Type	D [mm]	W [mm]	Payload
5390.121.64	with handle and lock	410	610	200 kg
5390.121.64.ELS	with handle and lock, non-marking	410	610	200 kg
5390.121.74	with handle and lock	410	710	180 kg
5390.121.74.ELS	with handle and lock, non-marking	410	710	180 kg
5390.121.84	with handle and lock	410	810	150 kg
5390.121.84.ELS	with handle and lock, non-marking	410	810	150 kg
5390.121.86	with handle and lock	610	810	150 kg
5390.121.86.ELS	with handle and lock, non-marking	610	810	150 kg

- Special versions available on request -

ESD Folding trolley aluminium



Trolley with aluminium tube and platform

- handlebar folding onto platform
- 2 ESD swivel castors with brake and 2 ESD fixed castors
- electrically conductive solid rubber tire Ø 125 mm or 160 mm
- load capacity 150 kg
- weight: approx. 11 - 18 kg

In compliance with ESD standard DIN EN 61340-5-1

dpvlink 11214

Article	Type	D [mm]	W [mm]	Load capacity
091.1133.ESD	with handle	450	720	150 kg
091.1134.ESD	with handle	600	900	150 kg

Transport trolley type 400

Transport trolley made of conductive polypropylene, black

- low weight
- suitable for Euro containers 600 x 400 mm and 400 x 300 mm
- Load capacity up to 100 kg
- External dimensions: 620 x 420 mm
- ESD swivel castors with thermoplastic rubber tread

In compliance with ESD standard DIN EN 61340-5-1



dpvlink 15658

Article	Ausführung
5391.400-PO	Transport trolley type 400-PO 4 ESD swivel castors Ø = 100 mm Weight: 4.5 kg

ESD Transport trolley type 700 Maxi FLEX standard




The innovative transport trolley Maxi FLEX of the *EPAmove*® series by DPV is a light-weight and at the same time very robust. It ensures maximum flexibility with its different sizes and stays safe and stable during the transportation of e.g. Euro containers, magazines and pallets.



- Robust frame of heat-hardened aluminium cavity profile
- black conductive ABS plastic corners
- load capacity up to max. 200 kg, evenly distributed load
- low dead weight (from approx. 4 kg)
- 4 non-marking ESD swivel castors (2x with locks)
- for standard Euro containers with dimensions
 - 600 x 400 mm
 - 800 x 400 mm
 - 800 x 600 mm
 - 1200 x 800 mm



Made in Germany



Very robust, large aluminium frame
frame height 20 mm, supporting surface 50 mm



Excellent quality



loadable up to 200 kg



1. Aluminum cavity profile
T66 aluminium, heat-hardened according to DIN 1748
2. Innovative aluminum / plastic construction
3. Loadable construction up to 200 kg
Pay-/surface load: max. 200 kg (at evenly distributed load)
4. ESD-compliant according to DIN EN 61340-5-1
dissipative castors
conductive ABS plastic parts
conductive aluminum
5. Non-marking ESD smooth-running swivel castors
dissipative castors
2x castors with locks
6. Made in Germany
7. Supporting surface of 50 mm on all sides
8. Frame height 20 mm
The frame profil comprises the external edge of the container for a safe, slip-resistant position of your containers during transportation

- standard sizes available ex warehouse
- delivery completely mounted
- lightweight and stable

dpvlink 17882



Article	Ausführung
5391.700.0600x0400	Type 700 Maxi Flex 600x400 External dimensions: 630 x 430 x 175 mm, internal dimensions: 605 x 405 x 156 mm, weight 4.8 kg
5391.700.0700x0400	Type 700 Maxi Flex 700x400 External dimensions: 730 x 430 x 175 mm, internal dimensions: 705 x 405 x 156 mm, weight 5.0 kg
5391.700.0800x0400	Type 700 Maxi Flex 800x400 External dimensions: 830 x 430 x 175 mm, internal dimensions: 805 x 405 x 156 mm, weight 5.2 kg
5391.700.0800x0600	Type 700 Maxi Flex 800x600 External dimensions: 830 x 630 x 175 mm, internal dimensions: 805 x 605 x 156 mm, weight 5.6 kg
5391.700.1200x0800	Type 700 Maxi Flex 1200x800 External dimensions: 1235 x 835 x 200 mm, internal dimensions: 1210 x 810 x 181 mm, weight 7.8 kg



All information about the ESD transport trolleys **type 700 Maxi FLEX** and **type 500 ABS | type 600 ABS** of the brande *EPAmove*® is clearly summarized in the current leaflet available

- as online catalogue
- as download

ESD Transport trolley type 700 Maxi FLEX individual



Individual dimensions for containers, magazines or pallets with special sizes are available for the MaxiFlex transport trolley of the EPAmove® series.

Advantage towards standard size:

- special sizes of existing containers can be still used
- no change of the production and manufacturing equipment
- quick and custom-fit manufacture
- loadable up to 200 kg event with large dimensions
- available from 1 piece
- robust frame of heat-hardened aluminum cavity profile
- black conductive ABS plastic corners
- load capacity up to max. 200 kg, evenly distributed load
- low dead weight (from approx. 4 kg)
- 4 non-marking ESD swivel castors (2x with locks)




Available in your PREFERRED size

We can offer you the innovative modular system in sizes with the internal dimension from 370 x 370 mm to 1,200 x 1,000 mm, suitable for your containers, magazines and pallets.



Adapted to your individual requests:

- available in your preferred size from 1 piece
- dimensions from 370 x 370 mm to 1,200 x 1,000 mm
- frame height 20 mm
- supporting surface 50 mm
- short delivery time
- delivery completely mounted
- lightweight



In compliance with ESD standard DIN EN 61340-5-1

dpvlink 17883

Article	Ausführung
5391.700.Spez	ESD transport trolley type 700 Maxi Flex Individual internal dimensions according to customer's specifications (from 370 x 370 mm to 1,200 x 1,000 mm)



Transport trolley 615 x 415 mm



Suitable for Euro containers 600 x 400 mm and 400 x 300 mm

In compliance with ESD standard DIN EN 61340-5-1

ESD swivel castors of polypropylene, equipped with thermoplastic, non-marking rubber thread, conductive.



Two-storied transport trolley adjustable / inclinable

Galvanized metal bracket construction, 4 swivel castors, ESD Ø 75 mm (2x with lock), smooth rolling properties, load capacity max. 150 kg, weight 12.8 kg.



Transport trolley, two-storied

- Distance upper/lower shelf approx. 350 mm
- Distance upper/lower shelf approx. 470 mm
- Distance upper/lower shelf approx. 550 mm



Transport trolley, one-storied

Galvanized metal bracket construction, 4 swivel castors, ESD Ø 75 mm, smooth rolling properties, load capacity max. 150 kg.



Pull rod for transport trolley type 200, bright galvanized

dpvlink 1909

Article	Type	D [mm]	W [mm]	H [mm]
5391.205	Transport trolley, double storied, adjustable / inclinable	420	620	510
5391.206	Transport trolley, double storied, adjustable / inclinable	420	620	630
5391.207	Transport trolley, double storied, adjustable / inclinable	420	620	710
5391.210	Transport trolley, one-storied, adjustable / inclinable	420	620	135
5391.200.ZS2	Pull rod			



- Special versions available on request -

DPV Shelf trolleys

The stable and robust DPV shelf trolley of the *EPAmove*® series is optimal for the use in any manufacturing site. Due to the height-adjustable and tiltable shelves an adaptation to many applications is possible at any time. Different dimensions and heights are available.

In compliance with ESD standard DIN EN 61340-5-1 

EPAmove



- material: galvanized steel
- stable base frame
- 4 shelves
- 4 ESD swivel castors, 2 with locks of black solid rubber
- Version ELS with grey, non-marking ESD swivel castors
- handles on both sides
- payload up to 250 kg
- payload per shelf up to 80 kg
- shelves height-adjustable (25 mm grid) and tiltable (not with type 1207 and 1208 - bottom shelf fixed)
- simple do-it-yourself assembly

Optional accessories:

- additional shelf of galvanized steel, including screw kit



- slip-resistant mat of ESD grooved covering NBR as set of 4



Shelf trolley type 1207 / 1208



Shelf trolley with 4 shelves

Dimensions: **536 x 776 mm**, available in height 1286 and 1750 mm

- 3 shelves adjustable/tiltable
internal dimensions: **405 x 610 mm**
- 1 fixed bottom shelf
internal dimensions: **490 x 625 mm**
- total payload max. 250 kg
- payload per shelf max. 80 kg
- 4 conductive swivel castors Ø 100 mm
- 2 castors with lock
- stable metal construction (galvanized) with 2 handles

In compliance with ESD standard DIN EN 61340-5-1 

Version ELS with grey, non-marking ESD swivel castors

Available with two different heights:

EPAmove



dpvlink 1912

Article	Type	D [mm]	W [mm]	H [mm]
5390.1207	Shelf trolley type 1207	536	776	1286
5390.1207.ELS	Shelf trolley type 1207, non-marking	536	776	1286
5390.1208	Shelf trolley type 1208	536	776	1750
5390.1208.ELS	Shelf trolley type 1208, non-marking	536	776	1750



- Special versions on request -

Accessories for type 1207 / 1208



dpvlink 8195

Article	Ausführung
5390.1207.2	Additional shelf type 1207 / 1208 Internal dimensions: 405 x 610 x 26 mm
1451.7500.1207	Grooved covering NBR mats for type 1207 / 1208 Set with 4 mats



Shelf trolley type 1213 / 1214



Shelf trolley with 4 shelves

Dimensions: **660 x 990 mm**, available in height 1310 and 1780 mm

- 4 shelves adjustable/tiltable (internal dimensions: **610 x 820 mm**)
- total payload max. 250 kg
- payload per shelf max. 80 kg
- 4 conductive swivel castors Ø 125 mm
- 2 castors with lock
- stable metal construction (galvanized) with 2 handles

In compliance with ESD standard DIN EN 61340-5-1

Version ELSwith grey, non-marking ESD swivel castors

Available with two different heights:



dpvlink 8194

Article	Type	D [mm]	W [mm]	H [mm]
5390.1213	Shelf trolley type 1213	660	990	1310
5390.1213.ELS	Shelf trolley type 1213, non-marking	660	990	1310
5390.1214	Shelf trolley type 1214	660	990	1780
5390.1214.ELS	Shelf trolley type 1214, non-marking	660	990	1780

- Special versions available on request -

Accessories for type 1213 / 1214



dpvlink 8197

Article	Ausführung
5390.1213.2	Additional shelf type 1213 / 1214 Internal dimensions: 610 x 820 x 26 mm
1451.7500.1213	Grooved covering NBR mats for type 1213 / 1214 Set with 4 mats

Shelf trolley type 1217 / 1218



Shelf trolley with 4 shelves

Dimensions: **570 x 1150 mm**, available in height 1310 and 1780 mm

- 3 shelves adjustable/tiltable (internal dimensions: **430 x 990 mm**)
- 1 fixed bottom shelf (internal dimensions: **520 x 990 mm**)
- total payload max. 250 kg
- payload per shelf max. 80 kg
- 4 conductive swivel castors Ø 125 mm
- 2 castors with lock
- stable metal construction (galvanized) with 2 handles

In compliance with ESD standard DIN EN 61340-5-1

Version ELSwith grey, non-marking ESD swivel castors

Available with two different heights:



dpvlink 8193

Article	Type	D [mm]	W [mm]	H [mm]
5390.1217	Shelf trolley type 1217	570	1150	1310
5390.1217.ELS	Shelf trolley type 1217, non-marking	570	1150	1310
5390.1218	Shelf trolley type 1218	570	1150	1780
5390.1218.ELS	Shelf trolley type 1218, non-marking	570	1150	1780

- Special versions available on request -

Accessories for type 1217 / 1218



dpvlink 8196

Article	Ausführung
5390.1217.2	Additional shelf type 1217 / 1218 Internal dimensions: 430 x 990 x 26 mm
1451.7500.1217	Grooved covering NBR mats for type 1217 / 1218 Set with 4 mats

Transport trolleys others

ESD pallet dolly



- 4 corner supports
- TPE tyres Ø 200
- hubs with ball bearing
- 2 swivel and 2 fixed castors
- rolling and swivelling resistance
- tyres non-marking
- in compliance with the standard EN 1757-3

dpvlink 19101

Article	Type	H [mm]	Load capacity
091.23799.ESD	ESD pallet dolly loading area 810 x 610 mm	329 mm	750 kg
091.23800.ESD	ESD pallet dolly loading area 1010 x 810 mm	329 mm	750 kg
091.23801.ESD	ESD pallet dolly loading area 1210 x 810 mm	329 mm	750 kg
091.23802.ESD	ESD pallet dolly loading area 1210 x 1010 mm	329 mm	750 kg



ESD Euro box trolley



Euro box trolley:

Total height:	209 mm
Load capacity:	250 kg
Shelf dimensions:	605 x 408 mm
Wheel Ø:	125 mm

dpvlink 20569

Article	Type	D [mm]	W [mm]	H [mm]	Load capacity
091.93580	Euro box trolley ESD	611	414	209	250 kg
091.93581	Euro box trolley ESD with base plate	611	414	209	250 kg



ESD hand truck

ESD hand truck



091.B9125

Blade: 320x250 mm
Load capacity: 200 kg
Total height: 1150 mm
Wheel Ø: 260 mm

091.B9116

Blade: 480x300 mm
Load capacity: 250 kg
Total height: 1150 mm
Wheel Ø: 260 mm

091.B9331

Blade: 480x300 mm
Load capacity: 300 kg
Total height: 1300 mm
Wheel Ø: 260 mm

dpvlink 24635

Article	Type	W [mm]	D [mm]	H [mm]	Load capacity
091.B9125	ESD hand truck blade 320x250 mm	570	533	1150	200 kg
091.B9116	ESD hand truck blade 480x300 mm	590	505	1150	250 kg
091.B9331	ESD hand truck blade 480x300 mm	580	623	1300	300 kg



Table trolleys

ESD compatible table trolley for the electronics industry, ideal as a transport, materials and picking trolley.



Transportgeräte

In compliance with ESD standard DIN EN 61340-5-1 

Construction

Steel tube and profile steel welded, electrostatically dissipative powder coating, slate grey. Stable screw and plug construction. Bases made of HPL composite plate, electrostatically dissipative, light grey. 2 ESD swivel and 2 ESD fixed castors, TPE tires electrostatically dissipative. Locks on the swivel castors.

OPTIONALLY FOR EXTRA CHARGE:

TOTALSTOP - the fetra central braking system

Optionally available for all fetra trolleys!



Innovative, comfortable, ergonomical and safe: The braking system developed by fetra can be easily locked and released with one foot kick. Apart from the rotating of the wheels the swivelling of both swivel castors is also safely locked. This prevents dangerous situations caused by lateral swiveling of the braked trolley. The central arrangement allows the operator to have a look at the brake pedal at any time and to use it at any castor position. The rubber castor lock works efficiently on all kinds of tyres and is very easily adjustable

ESD Open cart



Push handle cart

Total height:	950 / 990 mm
Load capacity:	totally 600 kg
Shelf dimensions:	850 x 500 mm
	1000 x 600 mm
	1000 x 700 mm
	1200 x 800 mm
Wheel Ø:	160 bzw. 200 mm



dpvlink 12835

Article	Type	D [mm]	W [mm]	H [mm]	Load capacity
091.9500	Open cart loading bed 850 x 500 mm	970	509	950	500 kg
091.9501	Open cart loading bed 1000 x 600 mm	1120	609	990	600 kg
091.9502	Open cart loading bed 1000 x 700 mm	1120	709	990	600 kg
091.9503	Open cart loading bed 1200 x 800 mm	1320	809	990	600 kg



ESD Paneled end platform cart



Push handle cart

Total height: 950 / 990 mm
 Load capacity: totally 600 kg
 Shelf dimensions: 850 x 500 mm
 1000 x 600 mm
 1000 x 700 mm
 1200 x 800 mm
 Wheel Ø: 160 bzw. 200 mm

End walls made of wire mesh 50 x 50 x 4 mm.
 The height is 500 mm.



dpvlink 12840

Article	Type	D [mm]	W [mm]	H [mm]	Load capacity
091.9510	Paneled end platform cart loading bed 850 x 500 mm	970	509	950	500 kg
091.9511	Paneled end platform cart loading bed 1000 x 600 mm	1120	609	990	600 kg
091.9512	Paneled end platform cart loading bed 1000 x 700 mm	1120	709	990	600 kg
091.9513	Paneled end platform cart loading bed 1200 x 800 mm	1320	809	990	600 kg



ESD 2-shelf dolly



- shelf height: 195 / 770 mm
- load capacity 250 kg in total / 100 kg upper load area
- 2 swivel / 2 fixed castors
- TPE-ESD diameter 125 mm
- hub with ball bearing
- in compliance with the standard EN 1757-3

dpvlink 19096

Article	Type	W [mm]	H [mm]	Load capacity
091.1820	ESD 2-shelf dolly	450	910	250 kg



ESD storage trolley



Storage trolley

Total height: 639 / 970 mm
 Shelf height: 201 / 630 mm
 Load capacity: 250 kg
 upper shelf max. 100 kg
 Shelf dimensions: 605 x 408 mm
 Wheel Ø: 125 mm

dpvlink 20572

Article	Type	D [mm]	W [mm]	H [mm]	Load capacity
091.93540	ESD storage trolley 610 x 410 mm	677	414	639	250 kg
091.935400-B	ESD storage trolley with push bar 610 x 410 mm	747	414	970	250 kg



2-shelf table trolley



Trolley with 2 shelves

Total height: 867 / 908 mm
 Shelf height: 160 mm wheel: 235 / 867 mm
 200 mm wheel: 277 / 907 mm
 Load capacity: totally 600 kg,
 upper shelf max. 200 kg
 Shelf dimensions: 850 x 500 mm
 1000 x 600 mm
 1000 x 700 mm
 1200 x 800 mm
 Wheel Ø: 160 mm or 200 mm



dpvlink 12845

Article	Type	D [mm]	W [mm]	H [mm]	Load capacity
091.9400	2-shelf trolley loading bed 850 x 500 mm	1040	509	867	500 kg
091.9401	2-shelf trolley loading bed 1000 x 600 mm	1190	609	908	600 kg
091.9402	2-shelf trolley loading bed 1000 x 700 mm	1190	709	908	600 kg
091.9403	2-shelf trolley loading bed 1200 x 800 mm	1390	809	908	600 kg



2-shelf table trolley



Trolley with 2 shelves

Total height: 1020 mm
 Shelf height: 207 / 827 mm
 Load capacity: totally max. 300 kg,
 upper shelf max. 80 kg
 Shelf dimensions: 850 x 500 mm
 1000 x 600 mm
 Wheel Ø: 125 mm



dpvlink 8096

Article	Type	D [mm]	W [mm]	H [mm]	Load capacity
091.1840	2-shelf trolley loading bed 850 x 500 mm	980	509	1020	300 kg
091.1841	2-shelf trolley loading bed 1000 x 600 mm	1130	609	1020	300 kg



3-shelf table trolley



Trolley with 3 shelves

Total height: 1020 mm
 Shelf height: 207 / 517 / 827 mm
 Load capacity: totally max. 300 kg,
 upper and the middle shelves max. 80 kg
 Shelf dimensions: 850 x 500 mm
 1000 x 600 mm
 Wheel Ø: 125 mm



dpvlink 8099

Article	Type	D [mm]	W [mm]	H [mm]	Load capacity
091.1850	3-shelf trolley loading bed 850 x 500 mm	980	509	1020	300 kg
091.1851	3-shelf trolley loading bed 1000 x 600 mm	1130	609	1020	300 kg



2-shelf table trolley



Trolley with 2 shelves

Total height: 1020 mm
 Shelf height: 206 / 826 mm
 Load capacity: totally max. 300 kg,
 upper shelf max. 80 kg
 Shelf dimensions: 850 x 500 mm
 1000 x 600 mm
 Box internal dimensions: 810 x 445 x 45 mm
 960 x 545 x 45 mm
 Wheel Ø: 125 mm



dpvlink 8102

Article	Type	D [mm]	W [mm]	H [mm]	Load capacity
091.1861	2-shelf trolley loading bed 1000 x 600 mm	1130	609	1020	300 kg



2-shelf table trolley



Trolley with 2 shelves

Total height: 1020 mm
 Shelf height: 206 / 827 mm
 Load capacity: totally max. 300 kg,
 upper shelf max. 80 kg
 Shelf dimensions: 850 x 500 mm
 1000 x 600 mm
 Box internal dimensions: 810 x 445 x 45 mm
 (WxDxH) 960 x 545 x 45 mm
 Wheel Ø: 125 mm



dpvlink 8105

Article	Type	D [mm]	W [mm]	H [mm]	Load capacity
091.1870	2-shelf trolley loading bed 850 x 500 mm	980	509	1020	300 kg
091.1871	2-shelf trolley loading bed 1000 x 600 mm	1130	509	1020	300 kg



3-shelf table trolley



Trolley with 3 shelves

Total height: 1020 mm
 Shelf height: 206 / 514 / 826 mm
 Load capacity: totally max. 300 kg,
 max. 80 kg on the upper and middle shelves
 Shelf dimensions: 850 x 500 mm
 1000 x 600 mm
 Box internal dimensions: 810 x 445 x 45 mm
 (WxDxH) 960 x 545 x 45 mm
 Wheel Ø: 125 mm



dpvlink 8108

Article	Type	D [mm]	W [mm]	H [mm]	Load capacity
091.1880	3-shelf trolley loading bed 850 x 500 mm	980	509	1020	300 kg
091.1881	3-shelf trolley loading bed 1000 x 600 mm	1130	609	1020	300 kg



2-shelf table trolley with trays



2-shelf trolley, powder-coated, with steel plate trays, edge height 40 mm, horizontal handle



Total height: 870 mm / 910 mm
 Shelf height: with 160 mm wheel: 207/829 mm
 with 200 mm wheel: 248/870 mm
 Capacity: totally max 400 kg,
 upper max. 200 kg
 Loading bed: 850 x 500 mm
 1000 x 700 mm
 Wheel Ø: 160 mm or 200 mm

dpvlink 24605

Article	Type	D [mm]	W [mm]	H [mm]	Load capacity
091.9820	2-shelf trolley loading bed 850 x 500 mm	1021	500	870	400 kg
091.9822	2-shelf trolley loading bed 1000 x 700 mm	1171	700	910	400 kg



Accessories

- 1451.7500.9820 Grooved covering for table trolley 850 x 500 mm
- 1451.7500.9822 Grooved covering for table trolley 1000 x 700 mm

3-shelf table trolley with trays



3-shelf trolley, powder-coated, with steel plate trays, edge height 40 mm, horizontal handle



Total height: 870 mm / 910 mm
 Shelf height: 160 mm wheel: 207/519/829 mm
 200 mm wheel: 248/560/870 mm
 Capacity: totally max 400 kg,
 upper max. 200 kg
 Loading bed: 850 x 500 mm
 1000 x 700 mm
 Wheel Ø: 160 mm or 200 mm

dpvlink 24608

Article	Type	D [mm]	W [mm]	H [mm]	Load capacity
091.9830	3-shelf trolley loading bed 850 x 500 mm	1021	500	870	400 kg
091.9832	3-shelf trolley loading bed 1000 x 700 mm	1171	700	910	400 kg



Accessories

- 1451.7500.9820 Grooved covering for table trolley 850 x 500 mm
- 1451.7500.9822 Grooved covering for table trolley 1000 x 700 mm

2-shelf table trolley with trays



2-shelf trolley, powder-coated, with steel plate trays, edge height 40 mm, high handle



Total height: 1065 mm / 1105 mm
 Shelf height: with 160 mm wheel: 207/829 mm
 with 200 mm wheel: 248/870 mm
 Capacity: totally max 400 kg,
 upper max. 200 kg
 Loading bed: 850 x 500 mm
 1000 x 700 mm
 Wheel Ø: 160 mm or 200 mm

dpvlink 24613

Article	Type	D [mm]	W [mm]	H [mm]	Load capacity
091.9920	2-shelf trolley loading bed 850 x 500 mm	986	500	1065	400 kg
091.9922	2-shelf trolley loading bed 1000 x 700 mm	1136	700	1105	400 kg



Accessories

- 1451.7500.9820 Grooved covering for table trolley 850 x 500 mm
- 1451.7500.9822 Grooved covering for table trolley 1000 x 700 mm

3-shelf table trolley with trays



3-shelf trolley, powder-coated, with steel plate trays, edge height 40 mm, high handle



Total height: 1065 mm / 1105 mm
 Shelf height: 160 mm wheel: 207/519/829 mm
 200 mm wheel: 248/560/870 mm
 Capacity: totally max 400 kg,
 upper max. 200 kg
 Loading bed: 850 x 500 mm
 1000 x 700 mm
 Wheel Ø: 160 mm or 200 mm

dpvlink 24616



Article	Type	D [mm]	W [mm]	H [mm]	Load capacity
091.9930	3-shelf trolley loading bed 850 x 500 mm	986	500	1065	400 kg
091.9932	3-shelf trolley loading bed 1000 x 700 mm	1136	700	1105	400 kg

Accessories

- 1451.7500.9820 Grooved covering for table trolley 850 x 500 mm
- 1451.7500.9822 Grooved covering for table trolley 1000 x 700 mm

Table covering suitable for ESD table trolley with trays



Table covering suitable for ESD table trolley with trays

- ESD grooved covering prevents slipping during transportation
- table covering protects components

dpvlink 24621



Article	Type
1451.7500.9820	Grooved covering for table trolley 850 x 500 mm Grooved covering for table trolleys 091.9820, 091.9830, 091.9920, 091.9930
1451.7500.9822	Grooved covering for table trolley 1000 x 700 mm Grooved covering for table trolley 091.9822, 091.9832, 091.9922, 091.9932

Shelf trolleys

ESD compatible shelf trolley for the electronics industry, ideal as a transport, material and picking trolley.



Transportgeräte

In compliance with ESD standard DIN EN 61340-5-1

Construction

Steel tube and profile steel welded, electrostatically dissipative powder coating, slate grey. Stable screw and plug construction. Shelves made of HPL composite plate, electrostatically dissipative, light grey. 2 ESD swivel and 2 ESD fixed castors, solid rubber tires electrostatically dissipative. Locks on the castors, load capacity per shelf approx. 80 kg.

SURCHARGE OPTION:

TOTALSTOP - the fetra central braking system



Optionally available at all fetra trolleys !

Innovative, comfortable, ergonomic and safe: The braking system developed from fetra can be easily locked or released by a kick. Apart from the wheel rotation the swivelling motion of both castors are securely locked. Dangerous situations, caused by swivelling of the braked trolley, are avoided. Due the central location the brake pedal is always in the operator's field of vision and can be activated in all roll positions. The rubber-made wheel lock affects at all tyre material and is easily adjustable.

3-shelf trolley



Trolley with 3 shelves

Total height: 1111 mm / 1152 mm
 Shelf heights: 235 / 635 / 1035 mm
 276 / 676 / 1076 mm
 Load capacity: 500 kg / 600 kg
 max. 50 kg upper and central shelves
 Shelf dimensions: 850 x 500 mm
 1000 x 600 mm
 Wheel Ø: 160 mm / 200 mm



dpvlink 8125



Article	Type	D [mm]	W [mm]	H [mm]	Load capacity
091.9100	3-shelf trolley ESD 3 shelves loading bed 850 x 500 mm	1019	509	1111	500 kg
091.9101	3-shelf trolley ESD 3 shelves loading bed 1000 x 600 mm	1169	609	1152	600 kg

Box available on request

4-shelf trolley



Trolley with 4 shelves

Total height: 1511 mm / 1555 mm
 Shelf heights: 235 / 635 / 1035 / 1435 mm
 276 / 676 / 1076 / 1476 mm
 Load capacity: 500 kg / 600 kg
 max. 50 kg upper and central shelves
 Shelf dimensions: 850 x 500 mm
 1000 x 600 mm
 Wheel Ø: 160 mm / 200 mm



dpvlink 8126



Article	Type	D [mm]	W [mm]	H [mm]	Load capacity
091.9200	4-shelf trolley ESD 4 shelves loading bed 850 x 500 mm	1019	509	1511	500 kg
091.9201	4-shelf trolley ESD 4 shelves loading bed 1000 x 600 mm	1169	609	1552	600 kg

Box available on request

4-shelf trolley



Trolley with 4 shelves

Total height: 1800 mm
 Shelf heights: 276 / 676 / 1076 / 1476 mm
 Load capacity: 600 kg
 max. 50 kg upper and central shelves
 Shelf dimensions: 1000 x 600 mm
 1000 x 700 mm
 1200 x 800 mm
 Wheel Ø: 200 mm

dpvlink 8127

Article	Type	D [mm]	W [mm]	H [mm]	Load capacity
091.9301	4-shelf trolley ESD 4 shelves loading bed 1000 x 600 mm	1169	609	1800	600 kg
091.9302	4-shelf trolley ESD 4 shelves loading bed 1000 x 700 mm	1169	709	1800	600 kg
091.9303	4-shelf trolley ESD 4 shelves loading bed 1200 x 800 mm	1369	809	1800	600 kg



Box available on request

5-shelf trolley



Trolley with 5 shelves

Total height: 1800 mm
 Shelf heights: 276 / 576 / 876 / 1076 / 1476 mm
 Load capacity: 600 kg
 max. 50 kg upper and central shelves
 Shelf dimensions: 1000 x 600 mm
 1000 x 700 mm
 1200 x 800 mm
 Wheel Ø: 200 mm

dpvlink 8128

Article	Type	D [mm]	W [mm]	H [mm]	Load capacity
091.9341	5-shelf trolley ESD 5 shelves loading bed 1000 x 600 mm	1169	609	1800	600 kg
091.9342	5-shelf trolley ESD 5 shelves loading bed 1000 x 700 mm	1169	709	1800	600 kg
091.9343	5-shelf trolley ESD 5 shelves loading bed 1200 x 800 mm	1369	809	1800	600 kg



Box available on request

Box trolley ESD 5 shelves



5-shelf box trolley

Total height: 1792 mm
 Shelf height: 292/582/882/1182/1482 mm
 Load capacity: 750 kg
 max. 50 kg upper and central shelves
 Loading bed: 1000 x 680 mm
 1200 x 780 mm
 Wheel Ø: 200 mm

dpvlink 24649

Article	Type	D [mm]	W [mm]	H [mm]	Load capacity
091.9392	Box trolley ESD 5 shelves loading bed 1000x680 mm	1170	745	1792	750 kg
091.9393	Box trolley ESD 5 shelves loading bed 1200x780 mm	1370	845	1792	750 kg



ESD Euro box trolley



Euro box trolley

Total height: 1101 / 1686 mm
 Shelf heights: 238 / 538 / 838 mm
 264 / 564 / 864 mm
 298 / 598 / 898 / 1198 / 1498 mm
 Load capacity: 250 / 250 / 300 kg
 max. 80 kg per shelf
 Shelf dimensions: 410 x 610 mm
 820 x 610 mm
 1240 x 610 mm
 Wheel Ø: 125 / 125 / 160 mm

dpvlink 20560

Article	Type	D [mm]	W [mm]	H [mm]	Load capacity
091.9380.ESD	Euro box trolley ESD 3 shelves 410 x 610 mm	525	666	1101	250 kg
091.9390.ESD	Euro box trolley ESD 3 shelves 820 x 610 mm	935	666	1101	250 kg
091.9383.ESD	Euro box trolley ESD 5 shelves 1240 x 610 mm	1372	685	1686	300 kg



ESD storage trolley



ESD storage trolley 605 x 405 mm

Total height: 1178 mm
 Shelf heights: 197 / 652 / 1152 mm
 Load capacity: 200 kg
 central and upper shelf 50 kg
 Shelf dimensions: 605 x 405 mm
 Wheel Ø: 125 mm

dpvlink 20577

Article	Type	D [mm]	W [mm]	H [mm]	Load capacity
091.92900	ESD storage trolley 605 x 405 mm	821	455	1178	200 kg
091.92910	ESD storage trolley tilttable 605 x 405 mm	821	455	1178	200 kg



ESD Euro box trolley with base plate



Euro box trolley with base plate

Total height: 1101 / 1686 mm
 Shelf height: 257 / 557 / 857 mm
 257 / 557 / 857 mm
 317 / 617 / 917 / 1217 / 1517 mm
 Load capacity: 250 / 250 / 300 kg
 max. 80 kg per shelf
 Shelf dimensions: 410 x 610 mm
 820 x 610 mm
 1240 x 610 mm
 Wheel Ø: 125 / 125 / 160 mm



Shelves made of electrically conductive wooden composite board
 Abrasion-resistant according to DIN 68785.
 Edge height 7 mm.

dpvlink 20564

Article	Type	D [mm]	W [mm]	H [mm]	Load capacity
091.9381.ESD	Euro box trolley ESD 3 shelves 410 x 610 mm	525	666	1101	250 kg
091.9391.ESD	Euro box trolley ESD 3 shelves 820 x 610 mm	935	666	1101	250 kg
091.9384.ESD	Euro box trolley ESD 5 shelves 1240 x 610 mm	1372	685	1686	300 kg

ESD storage trolley with base plate



ESD storage trolley 605 x 405 mm with conductive base plate

Total height: 1178 mm
 Shelf heights: 216 / 671 / 1171 mm
 209 / 664 / 1164 mm
 Load capacity: 200 kg
 central and upper shelf 50 kg
 Shelf dimensions: 605 x 405 mm
 Wheel Ø: 125 mm

dpvlink 20580

Article	Type	D [mm]	W [mm]	H [mm]	Load capacity
091.92901	ESD storage trolley 605 x 405 mm	821	455	1178	200 kg
091.92911	ESD storage trolley tiltable 605 x 405 mm	821	455	1178	200 kg

ESD Material stand



- height adjustment in 25 mm grid
- load capacity 150 kg
- 2 swivel castors and 2 fixed castors TPE-ESD diameter 75 mm

dpvlink 19094

Article	Type	Loading bed	Shelf height
091.1890	ESD material stand	605 x 405	720 - 995 mm



ESD material stand, tiltable



- tiltable by 15° and 30°
- height adjustment in 25 mm grid
- load capacity 150 kg
- 2 swivel castors and 2 fixed castors TPE-ESD diameter 75 mm

dpvlink 19099


Article	Type	Loading bed	Shelf height
091.1891	ESD material stand	510 x 410	500 - 775 mm
091.1892	ESD material stand	510 x 410	755 - 1105 mm



Universal trolley TRTA



ESD compatible universal trolley for the electronics industry.

In compliance with ESD standard DIN EN 61340-5-1 

- Transport, material and picking trolley
- 2- or 4-shelf trolley
- More shelves can be retrofitted
- Height adjustment by socket screws

Construction

Epoxy powder coated shelves, depth 28 mm in RAL 7035 ESD (light grey). The trolley frame consists of round, powder-coated steel tubes (diameter 25 mm). The construction is lightweight but at the same time robust; with 4 swivel castors (Ø 125 mm), 2 with locks.

Universal trolley TRTA, 2 shelves




Trolley with 2 shelves

Total height: 1020 mm
 Shelf heights: 220- 770mm
 Load capacity: totally max. 150 kg
 max. 50 kg per shelf
 Shelf dimensions WxD: 800 x 430 mm,
 1000 x 430 mm,
 800 x 530 mm,
 1000 x 530 mm
 Color: RAL 7035 ESD



Figure with end mesh panels NET-2 (separately available as accessories)

dpvlink 1928

Article	Type	D [mm]	W [mm]	H [mm]	
TRTA-4082ESD	TRTA-4082 ESD	530	890	1020	
TRTA-4102ESD	TRTA-4102 ESD	530	1090	1020	
TRTA-5082ESD	TRTA-5082 ESD	630	890	1020	
TRTA-5102ESD	TRTA-5102 ESD	630	1090	1020	

Universal trolley TRTA, 4 shelves



Trolley with 4 shelves

Total height: 1515 mm
 Shelf heights: 215 - 1340 mm
 Load capacity: total max. 300 kg
 max. 50 kg per shelf
 Shelf dimensions WxD: 1000 x 430 mm,
 1000 x 530 mm
 Color: RAL 7035 ESD



Figure with end mesh panels NET-2 (separately available as accessories)

dpvlink 1930


Article	Type	D [mm]	W [mm]	H [mm]	
TRTA-4104ESD	TRTA-4104 ESD	530	1090	1515	
TRTA-5104ESD	TRTA-5104 ESD	630	1090	1515	

Additional shelf TRHA



Suitable for TRTA trolley with 2 or 4 shelves

dpvlink 1944

Article	Type	D [mm]	W [mm]	
Additional shelf TRHA				
TRHA-408ESD	TRHA-408 ESD	430	800	
TRHA-410ESD	TRHA-410 ESD	430	1000	
TRHA-508ESD	TRHA-508 ESD	530	800	
TRHA-510ESD	TRHA-510 ESD	530	1000	

End frame mesh panels NET, pair



1 pair suitable for trolley TRTA with 2 shelves and 2 pairs suitable for trolley with 4 shelves. Grey, powder-coated, RAL 7035 ESD
 Size: 364 x 604 mm

dpvlink 1949

Article	Type	
NET-2ESD	End frame mesh panels NET-2ESD, pair	

Reel trolley RRT ESD



The steplessly adjustable reel trolley RRT ESD is suitable for the transport, supply and storage of up to 360 SMD reels.

In compliance with ESD standard DIN EN 61340-5-1



Reel trolley RRT ESD



The adjustable reel trolley is compatible with SMD reels and ideal for their transport and storage. All parts are made of perforated powder-coated steel (light grey, RAL 7035 ESD), depth 28 mm. The car has 4 swivel castors Ø 125 mm, two of them with brakes. Load capacity of the trolley 200 kg.

Total height: 1780 mm
 Shelf heights: steplessly adjustable
 Load capacity: totally max. 200 kg, max. 50 kg per shelf
 Shelf dimensions WxD: 1000 x 430 mm,
 Wheel Ø: 125 mm

dpvlink 2051

Article	Type	D [mm]	W [mm]	H [mm]
RRT-ESD	Reel trolley RRT-ESD	530	1100	1780



Reel rack RR-ESD



The reel rack is suitable for SMD reels with 180 mm, 330 mm and 380 mm Ø. SMD reels with 180 mm Ø can be arranged in two rows (max. 60 reels per row). The rack has 15 compartments that are 60 mm wide. The steel wire dividers have a conductive powder coating. Load capacity 50 kg.

- suitable for reel trolley RRT-ESD and DPV shelf trolley type 1217 / 1218
- also suitable for storage racks with shelves 1000 x 500 mm

dpvlink 2053

Article	Type	D [mm]	W [mm]	H [mm]
RR-ESD	Reel rack RR-ESD	426	960	254



Document holder DSA4-ESD



The holder is suitable for DIN A4 documents and has a conductive powder coating as well as two magnets for the fixing of documents.

dpvlink 2055

Article	Ausführung
DSA4-ESD	Document holder DSA4-ESD



Universal shelf trolley WRT



ESD compatible universal shelf trolley for the electronics industry.

In compliance with ESD standard DIN EN 61340-5-1

- Material trolley
- PC station
- Measuring station

Construction

With 3 shelves (TS-605 ESD). Every shelf is height adjustable by socket screw. Vertical aluminium profiles. Base frame made of powder-coated steel, light grey (RAL 7038). Shelves 26 mm ESD laminate plate. 4 ESD swivel castors Ø 100 mm conductive, two of them with locks.

Universal shelf trolley WTR-140 ESD



Trolley with 3 shelves

Total height: 1400 mm
 Load capacity: max. 150 kg, max. 50 kg per shelf
 Shelf dimensions WxD: 530 x 650 mm

dpvlink 1951

Article	Type	D [mm]	W [mm]	H [mm]
WTR-140ESD	WTR-140 ESD	650	650	1400



Additional shelf TS



Suitable for shelf trolley WTR

dpvlink 1953

Article	Type	D [mm]	W [mm]
TS-605ESD	Additional shelf TS-605 ESD	650	530



Shelf TAS



Depth, height and tilt steplessly adjustable. 26 mm ESD laminates. Sliding edge at the front. Load capacity approx. 50 kg. Suitable for shelf trolley WTR.

dpvlink 1955

Article	Type	D [mm]	H [mm]
TAS-605ESD	Shelf TAS-605 ESD	650	26



Keyboard shelf NT



Keyboard drawer with hand rest. With grounding wire. Mounting under the shelf or table plate. Dimensions: 250 x 500 x 110 mm.

dpvlink 1959

Article	Type	D [mm]	W [mm]	H [mm]
NT-500ESD	Keyboard shelf NT-500 ESD	250	500	110



PC holder CPU



Adjustable holder for horizontal or vertical assembly of a computer. With grounding wire. Depth: 390 mm. Width adjustable: 180 - 250 mm. Height adjustable: 380 - 440 mm.

dpvlink 1984

Article	Type	D [mm]	W [mm]	H [mm]
CPU	PC holder CPU	390	140 - 250	390 - 500



Multi trolleys

Robust and sturdy trolley resisting to high loads and easily to handle. Can also be used as ergonomic, mobile workstation, e.g. for measuring devices. In order to satisfy all industrial needs there is a large selection of extension products.

- powder-coated steel frame (light grey, RAL 7035)
- two frame heights and three module sizes available
- three different adjustable steel base variants and a lower shelf available selectable
- frame available with drei different module sizes (M500, M750 and M900)
- frame with ergonomic handle
- four swivel castors (Ø125 mm), two with brake

In compliance with ESD standard DIN EN 61340-5-1 

Industrial multi trolleys low



Load capacity:
max. 300 kg
max. 100 kg per steplessly adjustable shelf

dpvlink 19225

Article	Type	D [mm]	W [mm]	H [mm]
TMTL5-002-49	Industrial multi trolley low M500, adjustable shelves	760	540	1150
TMTL7-002-49	Industrial multi trolley low M750, adjustable shelves	760	790	1150
TMTL9-002-49	Industrial multi trolley low M900, adjustable shelves	760	943	1150



Industrial multi trolleys high



Load capacity:
max. 300 kg
max. 100 kg per steplessly adjustable shelf

dpvlink 18522

Article	Type	D [mm]	W [mm]	H [mm]
TMTH5-002-49	Industrial multi trolley high M500, adjustable shelves	760	540	1790
TMTH7-002-49	Industrial multi trolley high M750, adjustable shelves	760	790	1790
TMTH9-002-49	Industrial multi trolley high M900, adjustable shelves	760	943	1790



Industrial Multi trolley frame



Load capacity 300 kg

dpvlink 18526

Article	Type	D [mm]	W [mm]	H [mm]	QR
TMTFL5-49	Industrial Multi trolley frame low M500	760	540	1150	
TMTFL7-49	Industrial Multi trolley frame low M750	760	790	1150	
TMTFL9-49	Industrial Multi trolley frame low M900	760	943	1150	
TMTFH5-49	Industrial Multi trolley frame high M500	760	540	1790	
TMTFH7-49	Industrial Multi trolley frame high M750	760	790	1790	
TMTFH9-49	Industrial Multi trolley frame high M900	760	943	1790	

Bottom shelf



load capacity 100 kg

dpvlink 18533

Article	Type	D [mm]	W [mm]	QR
TMTLS5-49	Lower shelf M500	728	460	
TMTLS7-49	Lower shelf M750	728	710	
TMTLS9-49	Lower shelf M900	728	863	

Adjustable shelves



load capacity 100 kg

dpvlink 18540

Article	Type	D [mm]	W [mm]	QR
TMTAS5-49	Adjustable shelves with stepless depth adjustment M500	650	468	
TMTAS7-49	Adjustable shelves with stepless depth adjustment M750	650	718	
TMTAS9-49	Adjustable shelves with stepless depth adjustment M900	650	871	

Adjustable shelves with stepless depth adjustment



load capacity 100 kg

dpvlink 18547

Article	Type	D [mm]	W [mm]	QR
TMTSAS5-49	Adjustable shelves with stepless tilt and depth adjustment M500	650	468	
TMTSAS7-49	Adjustable shelves with stepless tilt and depth adjustment M750	650	718	
TMTSAS9-49	Adjustable shelves with stepless tilt and depth adjustment M900	650	871	

ESD Rack system Treston



Color: light grey (RAL 7035), with electrostatically conductive epoxy coating

In compliance with ESD standard DIN EN 61340-5-1

Robust, conductive ESD rack system for storing electronic components. Can be combined individually, easy to install and to extend due to modular structure.

ESD Rack system basic combinations



Frame incl. 6 ESD shelves (load capacity 150 kg/per shelf)

dpvlink 19267

Article	D [mm]	W [mm]	H [mm]	Shelves	Load capacity	QR
ESD Rack system basic combinations						
313.49001	300	824	2000	6	150 kg	
314.49001	400	824	2000	6	150 kg	
313.49002	300	1024	2000	6	150 kg	
314.49003	400	1024	2000	6	150 kg	
315.49001	500	1024	2000	6	150 kg	
316.49001	600	1024	2000	6	150 kg	
314.49002	400	824	2400	6	150 kg	
314.49004	400	1024	2400	6	150 kg	
315.49002	500	1024	2400	6	150 kg	
316.49002	600	1024	2400	6	150 kg	

ESD Rack system extension combinations



Extension rack incl. 6 ESD shelves (load capacity 150 kg/per shelf)

dpvlink 19278

Article	D [mm]	W [mm]	H [mm]	Shelves	Load capacity	QR
ESD Rack system extension combinations						
323.49001	300	804	2000	6	150 kg	
324.49001	400	804	2000	6	150 kg	
323.49002	300	1004	2000	6	150 kg	
324.49003	400	1004	2000	6	150 kg	
325.49001	500	1004	2000	6	150 kg	
326.49001	600	1004	2000	6	150 kg	
324.49002	400	804	2400	6	150 kg	
324.49004	400	1004	2400	6	150 kg	
325.49002	500	1004	2400	6	150 kg	
326.49002	600	1004	2400	6	150 kg	

ESD Rack system shelves



dpvlink 19289


Article	Type	D [mm]	W [mm]	Load capacity	QR
852.23549	ESD shelf	800	300	150 kg	
852.23449	ESD shelf	800	400	150 kg	
852.17549	ESD shelf	1000	300	150 kg	
852.23149	ESD shelf	1000	400	150 kg	
852.18549	ESD shelf	1000	500	150 kg	
852.18749	ESD shelf	1000	600	150 kg	

ESD Rack system RS



Sturdy ESD rack system -
ideal for warehouse equipment in electronics industry

- Individually extendable by modular design
- Easy and fast assembly by plug-in mounting
- Shelves adjustable in 50 mm steps (without screws)
- Tilt height of the shelves 40 mm
- galvanized surface, additional ESD coating, color: light grey
- special coating avoids dust attraction
- Made in Germany
- height 2000 mm = bay load 1600 kg | height 2500 mm = bay load 1000 kg

Defined bleeder resistance of the storage surface of 10^4 to $10^9 \Omega$
according to DIN EN 61340-5-1:2008 

Test method according to DIN EN 61340-2-3:2016

ESD Basic rack RS1



The basic rack comprises 2 upright frames, 5/6 shelves and 1 cross bracing



dpvlink 16958

Article	D [mm]	W [mm]	H [mm]	Shelves	Load capacity
RS1-20410.ESD	435	1060	2000	5	145 kg
RS1-20413.ESD	435	1360	2000	5	180 kg
RS1-20510.ESD	535	1060	2000	5	140 kg
RS1-20513.ESD	535	1360	2000	5	180 kg
RS1-20610.ESD	635	1060	2000	5	140 kg
RS1-20613.ESD	635	1360	2000	5	180 kg
RS1-25410.ESD	435	1060	2500	6	145 kg
RS1-25413.ESD	435	1360	2500	6	180 kg
RS1-25510.ESD	535	1060	2500	6	140 kg
RS1-25513.ESD	535	1360	2500	6	180 kg
RS1-25610.ESD	635	1060	2500	6	140 kg
RS1-25613.ESD	635	1360	2500	6	180 kg

ESD Extension rack RS1



The extension rack comprises 2 upright frame and 5/6 shelves and 1 cross bracing



dpvlink 16963

Article	D [mm]	W [mm]	H [mm]	Shelves	Load capacity
RS1A-20410.ESD	435	1010	2000	5	145 kg
RS1A-20413.ESD	435	1310	2000	5	180 kg
RS1A-20510.ESD	535	1010	2000	5	140 kg
RS1A-20513.ESD	535	1310	2000	5	180 kg
RS1A-20610.ESD	635	1010	2000	5	140 kg
RS1A-20613.ESD	635	1310	2000	5	180 kg
RS1A-25410.ESD	435	1010	2500	6	145 kg
RS1A-25413.ESD	435	1310	2500	6	180 kg
RS1A-25510.ESD	535	1010	2500	6	140 kg
RS1A-25513.ESD	535	1310	2500	6	180 kg
RS1A-25610.ESD	635	1010	2500	6	140 kg
RS1A-25613.ESD	635	1310	2500	6	180 kg

Accessories for rack system RS1



dpvlink 16976

Article	Type
RS1-F410.ESD	Shelf RS1-F410 Dimensions: 1000 x 400 x 40 mm
RS1-F413.ESD	Shelf RS1-F413 Dimensions: 1300 x 400 x 40 mm
RS1-F510.ESD	Shelf RS1-F510 Dimensions: 1000 x 500 x 40 mm
RS1-F513.ESD	Shelf RS1-F513 Dimensions: 1300 x 500 x 40 mm
RS1-F610.ESD	Shelf RS1-F610 Dimensions: 1000 x 600 x 40 mm
RS1-F613.ESD	Shelf RS1-F613 Dimensions: 1300 x 600 x 40 mm
RS1-FH	Shelf holder RS1-FH (4 pieces for each shelf required)

Shelf rack system

Very stable screwed industrial rack system. Easy assembly. A basic rack can be extended by extension racks. Two different widths, 5 different depths and heights up to 3 m available.

The industrial shelf racks are made of galvanized steel, shelves are height adjustable in a distance of 25 mm.

Technical data

Load capacity:	200 kg / shelf
Shelf height:	2000, 2500, 3000 mm
Bottom width:	1000 and 1300 mm
Base depth:	300, 400, 500, 600, 800 mm
Tilt height shelves:	40 mm
Maximum bay load:	1000, 1200, 1400 kg
Overall stabilization:	by corner plates

- also available as a plug-in system on request -



Besondere Stabilität auch bei hohen Lasten werden durch spezielle Eckplatten erzielt.

Rack system height 2000 mm

Bay load: 1000 kg, shelf load capacity: 200 kg, material: galvanized steel

dpvlink 3275

Article	D [mm]	W [mm]	H [mm]	Shelves	Type
WZG-20310-M	300	1000	2000	5	Basic rack
WZA-20310-M	300	1000	2000	5	Extension rack
WZG-20410-M	400	1000	2000	5	Basic rack
WZA-20410-M	400	1000	2000	5	Extension rack
WZG-20510-M	500	1000	2000	5	Basic rack
WZA-20510-M	500	1000	2000	5	Extension rack
WZG-20610-M	600	1000	2000	5	Basic rack
WZA-20610-M	600	1000	2000	5	Extension rack
WZG-20810-M	800	1000	2000	5	Basic rack
WZA-20810-M	800	1000	2000	5	Extension rack
WZG-20313-M	300	1300	2000	5	Basic rack
WZA-20313-M	300	1300	2000	5	Extension rack
WZG-20413-M	400	1300	2000	5	Basic rack
WZA-20413-M	400	1300	2000	5	Extension rack
WZG-20513-M	500	1300	2000	5	Basic rack
WZA-20513-M	500	1300	2000	5	Extension rack
WZG-20613-M	600	1300	2000	5	Basic rack
WZA-20613-M	600	1300	2000	5	Extension rack
WZG-20813-M	800	1300	2000	5	Basic rack
WZA-20813-M	800	1300	2000	5	Extension rack



Rack system height 2500 mm

Bay load: 1200 kg, shelf load capacity: 200 kg, material: galvanized steel

dpvlink 3297

Article	D [mm]	W [mm]	H [mm]	Shelves	Type
WZG-25310-M	300	1000	2500	6	Basic rack
WZA-25310-M	300	1000	2500	6	Extension rack
WZG-25410-M	400	1000	2500	6	Basic rack
WZA-25410-M	400	1000	2500	6	Extension rack
WZG-25510-M	500	1000	2500	6	Basic rack
WZA-25510-M	500	1000	2500	6	Extension rack
WZG-25610-M	600	1000	2500	6	Basic rack
WZA-25610-M	600	1000	2500	6	Extension rack
WZG-25810-M	800	1000	2500	6	Basic rack
WZA-25810-M	800	1000	2500	6	Extension rack
WZG-25313-M	300	1300	2500	6	Basic rack
WZA-25313-M	300	1300	2500	6	Extension rack
WZG-25413-M	400	1300	2500	6	Basic rack
WZA-25413-M	400	1300	2500	6	Extension rack
WZG-25513-M	500	1300	2500	6	Basic rack
WZA-25513-M	500	1300	2500	6	Extension rack
WZG-25613-M	600	1300	2500	6	Basic rack
WZA-25613-M	600	1300	2500	6	Extension rack
WZG-25813-M	800	1300	2500	6	Basic rack
WZA-25813-M	800	1300	2500	6	Extension rack



Rack system height 3000 mm

Bay load: 1400 kg, shelf load capacity: 200 kg, material: galvanized steel

dpvlink 3384

Article	D [mm]	W [mm]	H [mm]	Shelves	Type
WZG-30310-M	300	1000	3000	7	Basic rack
WZA-30310-M	300	1000	3000	7	Extension rack
WZG-30410-M	400	1000	3000	7	Basic rack
WZA-30410-M	400	1000	3000	7	Extension rack
WZG-30510-M	500	1000	3000	7	Basic rack
WZA-30510-M	500	1000	3000	7	Extension rack
WZG-30610-M	600	1000	3000	7	Basic rack
WZA-30610-M	600	1000	3000	7	Extension rack
WZG-30810-M	800	1000	3000	7	Basic rack
WZA-30810-M	800	1000	3000	7	Extension rack
WZG-30313-M	300	1300	3000	7	Basic rack
WZA-30313-M	300	1300	3000	7	Extension rack
WZG-30413-M	400	1300	3000	7	Basic rack
WZA-30413-M	400	1300	3000	7	Extension rack
WZG-30513-M	500	1300	3000	7	Basic rack
WZA-30513-M	500	1300	3000	7	Extension rack
WZG-30613-M	600	1300	3000	7	Basic rack
WZA-30613-M	600	1300	3000	7	Extension rack
WZG-30813-M	800	1300	3000	7	Basic rack
WZA-30813-M	800	1300	3000	7	Extension rack



Additional shelves

Additional shelves including screws and nuts

Racks with a shelf load of 350 kg and racks with plug-in system available on request

dpvlink 3407

Article	Typ	T [mm]	B [mm]
Additional shelves			
Z-10030-M	shelf	1000	300
Z-10040-M	shelf	1000	400
Z-10050-M	shelf	1000	500
Z-10060-M	shelf	1000	600
Z-10080-M	shelf	1000	800
Z-13030-M	shelf	1300	300
Z-13040-M	shelf	1300	400
Z-13050-M	shelf	1300	500
Z-13060-M	shelf	1300	600
Z-13080-M	shelf	1300	800



Racks also available as plug system +++ on request++

ESD Wheels and castors

The use of electrically conductive wheels and castors in ESD areas is essential to ensure maximum safety. They provide a safe dissipation of existing charges via the floor. There are different sizes and types according to the different requirements. When choosing the right wheel or castor, the tire equipment is of crucial importance, because the load capacity and the resistance of the castor depend on the right tires.

Auf diesen Seiten verwendete Piktogramme:



Series 550

ESD Apparatus castor 



Wheel: wheel body made of polypropylene (polyamide = AK series) with ball bearing; rubber tread, black, electrical-ly conductive

A plasticizer diffusion can lead to a discoloration of the floor, hardness approx. 80° - 85° Shore A

In compliance with ESD standard DIN EN 61340-5-1 

dpvlink 10726

Article						
	mm	mm	mm	mm	kg	

ESD Apparatus castor

502.050.EL	50	18	6	22	40
502.075.EL	75	23	6	27	50
502.100.EL	100	23	8	29	65
502.AK100.EL	100	32	8	36	80
502.AK125.EL	125	32	8	36	100

ESD Apparatus swivel castor with bolt hole 



Bracket: light pressed sheet steel bracket, galvanized; fork head with double ball bearing; with bolt hole

Wheel: wheel body made of polypropylene (polyamide = AK series) with ball bearing; rubber tread, black, electrical-ly conductive

A plasticizer diffusion can lead to a discoloration of the floor, hardness approx. 80° - 85° Shore A

In compliance with ESD standard DIN EN 61340-5-1 

dpvlink 10748

Article							
	mm	mm	mm	mm	mm	kg	

ESD Apparatus swivel castor with bolt hole

503.050.EL	50	18	71	21	10.2	40
503.075.EL	75	23	101	25	10.2	50
503.100.EL	100	23	122	32	10.2	65

ESD Apparatus swivel castor with bolt hole - double stop 



Bracket: light pressed sheet steel bracket, galvanized; fork head with double ball bearing; with double stop; with bolt hole

Wheel: wheel body made of polypropylene (polyamide = AK series) with ball bearing; rubber tread, black, electrical-ly conductive

A plasticizer diffusion can lead to a discoloration of the floor, hardness approx. 80° - 85° Shore A

In compliance with ESD standard DIN EN 61340-5-1 

dpvlink 12216

Article							
	mm	mm	mm	mm	mm	kg	

ESD Apparatus swivel castor with bolt hole - double stop

503.050.DS.EL	50	18	71	21	10.2	40
503.075.DS.EL	75	23	101	25	10.2	50
503.100.DS.EL	100	23	122	32	10.2	65

Heavy ESD Apparatus swivel castor with bolt hole 



Bracket: heavy pressed sheet steel bracket, galvanized; fork head with double ball bearing; with bolt hole

Wheel: wheel body made of polypropylene (polyamide = AK series) with ball bearing; rubber tread, black, electrical-ly conductive

A plasticizer diffusion can lead to a discoloration of the floor, hardness approx. 80° - 85° Shore A

In compliance with ESD standard DIN EN 61340-5-1 

dpvlink 10754

Article							
	mm	mm	mm	mm	mm	kg	

Heavy ESD Apparatus swivel castor with bolt hole

503.AK100.EL	100	32	135	39	12.2	90
503.AK125.EL	125	32	159	42	12.2	110

Heavy ESD Apparatus swivel castor with bolt hole - double stop 



Bracket: heavy pressed sheet steel bracket, galvanized; fork head with double ball bearing; with double stop; with bolt hole

Wheel: wheel body made of polypropylene (polyamide = AK series) with ball bearing; rubber tread, black, electrical-ly conductive

A plasticizer diffusion can lead to a discoloration of the floor, hardness approx. 80° - 85° Shore A

In compliance with ESD standard DIN EN 61340-5-1 

dpvlink 10755

Article							
	mm	mm	mm	mm	mm	kg	

Heavy ESD Apparatus swivel castor with bolt hole - double stop

503.AK100.DS.EL	100	32	135	34	12.2	80
503.AK125.DS.EL	125	32	159	41	12.2	100

ESD Apparatus swivel castor with top plate



Bracket: light pressed sheet steel bracket, galvanized; fork head with double ball bearing; with top plate.
Wheel: wheel body made of polypropylene (polyamide = AK series) with ball bearing; rubber tread, black, electrically conductive

A plasticizer diffusion can lead to a discoloration of the floor, hardness approx. 80° - 85° Shore A

In compliance with ESD standard DIN EN 61340-5-1

dpvlink 10725

Article							
	mm	mm	mm	mm	mm	mm	kg

ESD Apparatus swivel castor with top plate

504.050.EL	50	18	71	60 x 60	38 x 46	6.2	40
504.075.EL	75	23	101	60 x 60	38 x 46	6.2	50
504.100.EL	100	23	122	60 x 60	38 x 46	6.2	65

Heavy ESD Apparatus swivel castor with top plate



Bracket: heavy pressed sheet steel bracket, galvanized; fork head with double ball bearing; bolted axle; with top plate.
Wheel: wheel body made of polypropylene (polyamide = AK series) with ball bearing; rubber tread, black, electrically conductive

A plasticizer diffusion can lead to a discoloration of the floor, hardness approx. 80° - 85° Shore A

In compliance with ESD standard DIN EN 61340-5-1

Screw hole distance: 56-62 x 47-52 mm

dpvlink 10738

Article							
	mm	mm	mm	mm	mm	mm	kg

Heavy ESD Apparatus swivel castor with top plate

504.AK100.EL	100	32	138	77 x 67	38 x 46	8.5	90
504.AK125.EL	125	32	161	77 x 67	38 x 46	8.5	110

ESD Apparatus swivel castor with top plate - double stop



Bracket: light pressed sheet steel bracket, galvanized; fork head with double ball bearing; with double stop; with top plate.
Wheel: wheel body made of polypropylene (polyamide = AK series) with ball bearing; rubber tread, black, electrically conductive

A plasticizer diffusion can lead to a discoloration of the floor, hardness approx. 80° - 85° Shore A

In compliance with ESD standard DIN EN 61340-5-1

dpvlink 10729

Article							
	mm	mm	mm	mm	mm	mm	kg

ESD Apparatus swivel castor with top plate - double stop

504.050.DS.EL	50	18	71	60 x 60	38 x 46	6.2	40
504.075.DS.EL	75	23	101	60 x 60	38 x 46	6.2	50
504.100.DS.EL	100	24	122	60 x 60	38 x 46	6.2	65

Heavy ESD Apparatus swivel castor with top plate - double stop



Bracket: heavy pressed sheet steel bracket, galvanized; fork head with double ball bearing; bolted axle; with double stop; with top plate.
Wheel: wheel body made of polypropylene (polyamide = AK series) with ball bearing; rubber tread, black, electrically conductive

A plasticizer diffusion can lead to a discoloration of the floor, hardness approx. 80° - 85° Shore A

In compliance with ESD standard DIN EN 61340-5-1

Screw hole distance: 56-62 x 47-52 mm

dpvlink 10721

Article							
	mm	mm	mm	mm	mm	mm	kg

Heavy ESD Apparatus swivel castor with top plate - double stop

504.AK100.DS.EL	100	32	138	77 x 67	38 x 46	8.5	90
504.AK125.DS.EL	125	32	161	77 x 67	38 x 46	8.5	110

ESD Apparatus fixed castor with top plate



Bracket: light pressed sheet steel bracket, galvanized; fork head with double ball bearing; with top plate.
Wheel: wheel body made of polypropylene (polyamide = AK series) with ball bearing; rubber tread, black, electrically conductive

A plasticizer diffusion can lead to a discoloration of the floor, hardness approx. 80° - 85° Shore A

In compliance with ESD standard DIN EN 61340-5-1

dpvlink 10741

Article							
	mm	mm	mm	mm	mm	mm	kg

ESD Apparatus fixed castor with top plate

505.050.EL	50	18	71	60 x 60	38 x 46	6.2	40
505.075.EL	75	23	101	60 x 60	38 x 46	6.2	50
505.100.EL	100	23	122	60 x 60	38 x 46	6.2	65

Heavy ESD Apparatus fixed castor with top plate



Bracket: heavy pressed sheet steel bracket, galvanized; fork head with double ball bearing; with top plate.
Wheel: wheel body made of polypropylene (polyamide = AK series) with ball bearing; rubber tread, black, electrically conductive

A plasticizer diffusion can lead to a discoloration of the floor, hardness approx. 80° - 85° Shore A

In compliance with ESD standard DIN EN 61340-5-1

Screw hole distance: 56-62 x 47-52 mm

dpvlink 10745

Article							
	mm	mm	mm	mm	mm	mm	kg


Heavy ESD Apparatus fixed castor with top plate

505.AK100.EL	100	32	138	77 x 67	38 x 46	8.5	90
505.AK125.EL	125	32	161	77 x 67	38 x 46	8.5	110

Series 500

ESD Wheels, solid rubber



Wheel body made of sheet steel with roller bearing, equipped with solid rubber tires, electrically conductive (EC) 

A plasticizer diffusion can lead to a discoloration of the floor, hardness approx. 80° - 85° Shore A

dpvlink 3194

Article	mm	mm	mm	mm	kg
---------	----	----	----	----	----

ESD Wheels, solid rubber

522.080.EL	80	30	12	40	50
522.100.EL	100	30	12	40	70
522.125.EL	125	38	15	50	100
522.160.EL	160	40	20	60	135
522.200.EL	200	50	20	60	205

Axle tubes suitable for series 500

dpvlink 3212


Article	External Ø	Internal Ø	L [mm]
---------	------------	------------	--------

Axle tubes suitable for series 500

522.AR12-8.41	12 mm	8 mm	41
522.AR12-8.51	12 mm	8 mm	51
522.AR15-10.51	15 mm	10 mm	51
522.AR15-12.51	15 mm	12 mm	51
522.AR20-12.61	20 mm	12 mm	61

ESD Swivel castors with bolt hole



Wheel: Wheel body made of sheet steel with roller bearing. Equipped with electrically conductive solid rubber tires (EC) 

Bracket: sheet steel bracket galvanized, pivot bearing with double ball ring, bolt hole 12 mm, bolted axle

A plasticizer diffusion can lead to a discoloration of the floor, hardness approx. 80° - 85° Shore A

dpvlink 3234


Article	mm	mm	mm	mm	Rülo	kg
---------	----	----	----	----	------	----

ESD Swivel castors with bolt hole

523.080.EL	80	30	99	36	12	50
523.100.EL	100	30	124	36	12	70
523.125.EL	125	38	154	36	12	100
523.160.EL	160	40	186	55	12	135
523.200.EL	200	50	232	55	12	205

ESD Swivel castors with bolt hole - double stop



Wheel: Wheel body made of sheet steel with roller bearing. Equipped with electrically conductive solid rubber tires (EC) 

Bracket: sheet steel bracket galvanized, pivot bearing with double ball ring, bolt hole 12 mm, bolted axle, with double stop/lock

A plasticizer diffusion can lead to a discoloration of the floor, hardness approx. 80° - 85° Shore A

dpvlink 3256


Article	mm	mm	mm	mm	Rülo	kg
---------	----	----	----	----	------	----

ESD Swivel castors with bolt hole - double stop

523.080.DS.EL	80	30	99	36	12	50
523.100.DS.EL	100	30	124	36	12	70
523.125.DS.EL	125	38	154	36	12	100
523.160.DS.EL	160	40	186	55	12	135
523.200.DS.EL	200	50	232	55	12	205

ESD Swivel castors with top plate



Wheel: Wheel body made of steel sheet with roller bearing. Equipped with electrically conductive solid rubber tires (EC) 

Bracket: sheet steel bracket galvanized, pivot bearing mounted with bolted axle and double ball ring.

A plasticizer diffusion can lead to a discoloration of the floor, hardness approx. 80° - 85° Shore A

dpvlink 3278


Article	mm	mm	mm	mm	mm	mm	kg
---------	----	----	----	----	----	----	----

ESD Swivel castors with top plate

524.080.EL	80	30	103	105 x 80	80 x 60	9	50
524.100.EL	100	30	125	105 x 80	80 x 60	9	70
524.125.EL	125	38	155	105 x 80	80 x 60	9	100
524.160.EL	160	40	193	135 x 110	105 x 80	11	135
524.200.EL	200	50	235	135 x 110	105 x 80	11	205

ESD Swivel castors with top plate - double stop



Wheel: wheel body made of sheet steel with roller bearing. Equipped with electrically conductive solid rubber tires (EC) 

Bracket: sheet steel bracket galvanized, pivot bearing with double ball ring, bolted axle, with double stop/lock

A plasticizer diffusion can lead to a discoloration of the floor, hardness approximately 80° - 85° Shore A

dpvlink 3280


Article	mm	mm	mm	mm	mm	mm	kg
---------	----	----	----	----	----	----	----

ESD Swivel castors with top plate - double stop

524.080.DS.EL	80	30	103	105 x 80	80 x 60	9	50
524.100.DS.EL	100	30	125	105 x 80	80 x 60	9	70
524.125.DS.EL	125	38	155	105 x 80	80 x 60	9	100
524.160.DS.EL	160	40	193	135 x 110	105 x 80	11	135
524.200.DS.EL	200	50	235	135 x 110	105 x 80	11	205

ESD Fixed castors with top plate



Wheel: wheel body made of sheet steel with ball bearing. Equipped with solid rubber tires electrically conductive (EC) 

Bracket: sheet steel bracket galvanized, pivot bearing with double ball ring, bolted axle.

A plasticizer diffusion can lead to a discoloration of the floor, hardness approx. 80° - 85° Shore A

- other castors available on request -

dpvlink 3298

Article	mm	mm	mm	mm	mm	mm	kg
---------	----	----	----	----	----	----	----

ESD Fixed castors with top plate

525.080.EL	80	30	103	102 x 87	80 x 60	9	50
525.100.EL	100	30	125	102 x 87	80 x 60	9	70
525.125.EL	125	38	155	102 x 87	80 x 60	9	100
525.160.EL	160	40	193	135 x 114	105 x 80	11	135
525.200.EL	200	50	235	135 x 114	105 x 80	11	205

Series 650 - non-marking

ESD Apparatus castor, non-marking



Wheel: wheel body made of polypropylene, equipped with thermoplastic, non-marking rubber tread, electrically conductive

In compliance with ESD standard DIN EN 61340-5-1

dpvlink 10713

Article	mm	mm	mm	mm	kg
---------	----	----	----	----	----

ESD Apparatus castor, non-marking

602.050.ELS	50	19	8	22	50
602.075.ELS	75	25	8	30	75
602.100.ELS	100	25	8	30	80

ESD Apparatus swivel castor with bolt hole



Bracket: sheet steel bracket with double ball bearing in the swivel head, axle bolted, galvanized/chromated.

Wheel: wheel body made of polypropylene, equipped with thermoplastic, non-marking rubber tread, electrically conductive

In compliance with ESD standard DIN EN 61340-5-1

dpvlink 8055

Article	mm	mm	mm	mm	Rülo mm	kg
---------	----	----	----	----	---------	----

ESD Apparatus swivel castor with bolt hole

603.050.ELS	50	19	69	25	11	50
603.075.ELS	75	25	98	28	11	75
603.100.ELS	100	25	121	33	11	70

ESD Apparatus swivel castor with bolt hole - "stop-fix"



Bracket: sheet steel bracket with double ball bearing in the swivel head, axle bolted, galvanized/chromated, with lock "stop-fix"

Wheel: wheel body made of polypropylene, equipped with thermoplastic, non-marking rubber tread, electrically conductive

In compliance with ESD standard DIN EN 61340-5-1

dpvlink 8057

Article	mm	mm	mm	mm	Rülo mm	kg
---------	----	----	----	----	---------	----

ESD Apparatus swivel castor with bolt hole - "stop-fix"

603.050-SF.ELS	50	25	75	23	11	65
603.075-SF.ELS	75	25	98	28	11	75
603.100-SF.ELS	100	25	121	33	11	70

ESD Apparatus swivel castor with top plate



Bracket: sheet steel bracket with double ball bearing in the swivel head, axle bolted, galvanized/chromated, with top plate

Wheel: wheel body made of polypropylene, equipped with thermoplastic, non-marking rubber tread, electrically conductive

In compliance with ESD standard DIN EN 61340-5-1

dpvlink 10702

Article	mm	mm	mm	mm	mm	kg
---------	----	----	----	----	----	----

ESD Apparatus swivel castor with top plate

604.050.ELS	50	19	71	60 x 60	48 x 48	6.2	50
-------------	----	----	----	---------	---------	-----	----

dpvlink 10702

Article	mm	mm	mm	mm	mm	mm	kg
---------	----	----	----	----	----	----	----

ESD Apparatus swivel castor with top plate

604.075.ELS	75	25	100	60 x 60	48 x 48	6.2	75
604.100.ELS	100	25	123	60 x 60	48 x 48	6.2	70

ESD Apparatus swivel castor with top plate - "stop-fix"



Bracket: sheet steel bracket with double ball bearing in the swivel head, axle bolted, galvanized/chromated, with lock "stop-fix" and top plate

Wheel: wheel body made of polypropylene, equipped with thermoplastic, non-marking rubber tread, electrically conductive

In compliance with ESD standard DIN EN 61340-5-1

dpvlink 10706

Article	mm	mm	mm	mm	mm	mm	kg
---------	----	----	----	----	----	----	----

ESD Apparatus swivel castor with top plate - "stop-fix"

604.050.SF.ELS	50	25	71	60 x 60	48 x 48	6.2	75
604.075.SF.ELS	75	25	100	60 x 60	48 x 48	6.2	75
604.100.SF.ELS	100	25	123	60 x 60	48 x 48	6.2	70

ESD Apparatus fixed castor with bolt hole



Bracket: sheet steel bracket with double ball bearing in the swivel head, axle bolted, galvanized/chromated.

Wheel: wheel body made of polypropylene, equipped with thermoplastic, non-marking rubber tread, electrically conductive

In compliance with ESD standard DIN EN 61340-5-1

dpvlink 10718

Article	mm	mm	mm	mm	Rülo mm	kg
---------	----	----	----	----	---------	----

ESD Apparatus fixed castor with bolt hole

603.B-050.ELS	50	19	69	25	11	50
603.B-075.ELS	50	25	98	28	11	75

ESD Apparatus fixed castor with top plate



Bracket: sheet steel bracket with double ball bearing in the swivel head, axle bolted, galvanized/chromated, with top plate.

Wheel: wheel body made of polypropylene, equipped with thermoplastic rubber tread, electrically conductive

In compliance with ESD standard DIN EN 61340-5-1

dpvlink 10710

Article	mm	mm	mm	mm	mm	mm	kg
---------	----	----	----	----	----	----	----

ESD Apparatus fixed castor with top plate

605.050.ELS	50	19	71	60 x 60	48 x 48	6.2	50
605.075.ELS	75	25	100	60 x 60	48 x 48	6.2	75

Series 600 - non-marking

ESD Wheels, non-marking



Wheel: wheel body made of polypropylene, equipped with thermoplastic, non-marking rubber tread, electrically conductive

In compliance with ESD standard DIN EN 61340-5-1 

dpvlink 8028

Article	mm	mm	mm	mm	kg
---------	----	----	----	----	----

ESD Wheels, non-marking

622.080.ELS	80	32	12	35	90
622.100.ELS	100	32	12	45	100
622.125.ELS	125	32	12	45	110

Axle tubes suitable for series 600

dpvlink 8032

Article	External Ø	Internal Ø	L [mm]
---------	------------	------------	--------

Axle tubes suitable for series 600

622.AR12-8-36	12 mm	8 mm	36
622.AR12-8-46	12 mm	8 mm	46

ESD Swivel castors with bolt hole



Bracket: sheet steel bracket with bolt hole 13 mm, double ball bearing in the swivel head, sturdy central bolt, axle bolted, galvanized/chromated.

Wheel: wheel body made of polypropylene, equipped with thermoplastic, non-marking rubber tread, electrically conductive

In compliance with ESD standard DIN EN 61340-5-1 

dpvlink 8035

Article	mm	mm	mm	mm	Rülo	kg
---------	----	----	----	----	------	----

ESD Swivel castors with bolt hole

623.080.ELS	80	32	102	38	13	90
623.100.ELS	100	32	125	36	13	100
623.125.ELS	125	32	150	40	13	110

ESD Swivel castors with bolt hole - "stop-fix"



Bracket: sheet steel bracket with bolt hole 13 mm, double ball bearing in the swivel head, sturdy central bolt, axle bolted, galvanized/chromated, lock "stop-fix".

Wheel: wheel body made of polypropylene, equipped with thermoplastic, non-marking rubber tread, electrically conductive

In compliance with ESD standard DIN EN 61340-5-1 

dpvlink 8039

Article	mm	mm	mm	mm	Rülo	kg
---------	----	----	----	----	------	----

ESD Swivel castors with bolt hole - "stop-fix"


623.080.SF.ELS	80	32	102	38	13	90
623.100.SF.ELS	100	32	125	36	13	100
623.125.SF.ELS	125	32	150	40	13	110

ESD Swivel castors with top plate



Bracket: sheet steel bracket with top plate, double ball bearing in the swivel head, swivel head sealing, axle bolted, galvanized/chromated.

Wheel: wheel body made of polypropylene, equipped with thermoplastic, non-marking rubber tread, electrically conductive

In compliance with ESD standard DIN EN 61340-5-1 

dpvlink 8043

Article	mm	mm	mm	mm	mm	mm	kg
---------	----	----	----	----	----	----	----

ESD Swivel castors with top plate

624.080.ELS	80	32	102	100 x 85	80 x 60	9	90
624.100.ELS	100	32	125	100 x 85	80 x 60	9	100
624.125.ELS	125	32	150	100 x 85	80 x 60	9	110

ESD Swivel castors with top plate - "stop-fix"



Bracket: sheet steel bracket with top plate, double ball bearing in the swivel head, swivel head sealing, axle bolted, galvanized/chromated, lock "stop-fix".

Wheel: wheel body made of polypropylene, equipped with thermoplastic, non-marking rubber tread, electrically conductive

In compliance with ESD standard DIN EN 61340-5-1 

dpvlink 8047

Article	mm	mm	mm	mm	mm	mm	kg
---------	----	----	----	----	----	----	----

ESD Swivel castors with top plate - "stop-fix"

624.080.SF.ELS	80	32	102	100 x 85	80 x 60	9	90
624.100.SF.ELS	100	32	125	100 x 85	80 x 60	9	100
624.125.SF.ELS	125	32	150	100 x 85	80 x 60	9	110

ESD Fixed castors with top plate



Bracket: sheet steel bracket with top plate, double ball bearing in the swivel head, swivel head sealing, axle bolted, galvanized/chromated.

Wheel: wheel body made of polypropylene, equipped with thermoplastic, non-marking rubber tread, electrically conductive

In compliance with ESD standard DIN EN 61340-5-1 

dpvlink 8051

Article	mm	mm	mm	mm	mm	mm	kg
---------	----	----	----	----	----	----	----

ESD Fixed castors with top plate

625.080.ELS	80	32	102	100 x 85	80 x 60	9	90
625.100.ELS	100	32	125	100 x 85	80 x 60	9	100
625.125.ELS	125	32	150	100 x 85	80 x 60	9	110

